

STATE HOMELAND SECURITY PROGRAM (SHSP) REGIONALIZATION

FY 2024 APPLICATION WORKSHOP



MISSOURI DEPARTMENT OF PUBLIC SAFETY
(DPS)/OFFICE OF HOMELAND SECURITY (OHS)
NOTICE OF FUNDING OPPORTUNITY

We are pleased to announce the funding opportunity for the FY 2024 State Homeland Security Program (SHSP) Regionalization is open **May 6 – June 14, 2024 5:00 p.m. CST**

This funding opportunity is made available through the Missouri Department of Public Safety's, electronic WebGrants System, accessible online: <https://dpsgrants.dps.mo.gov>

SHSP REGIONALIZATION KEY DATES

- May 6, 2024:** SHSP Regionalization funding opportunity opens in WebGrants
<https://dpsgrants.dps.mo.gov/>
- June 14, 2024:** SHSP Regionalization applications due in WebGrants **5:00 pm CST**
WebGrants will not accept any applications after this time
- June 17 – July 15, 2024:** DPS/OHS Administrative Reviews
- July 16 – 31, 2024:** Peer review of applications (review/scoring)
- August 2024:** Quarterly RHSOC meetings (funding determinations)
- September 1, 2024:** Projected Project Start Date
- August 31, 2026:** Projected Project End Date

SHSP LAW ENFORCEMENT TERRORISM PREVENTION ACTIVITIES (LETPA) KEY DATES

Applicants that intend to apply for LETPA funding must first apply for the requested project through their respective Regional Homeland Security Oversight Committee to be eligible for LETPA funding. State units of government are exempt from this requirement

****Please note: the timeline below is tentative and subject to change****

September 2, 2024:	SHSP LETPA funding opportunity open in WebGrants: https://dpsgrants.dps.mo.gov
September 13, 2024:	SHSP LETPA applications due in WebGrants 5:00 pm CST <u>WebGrants will not accept any applications after this time</u>
September 16 - 30, 2024:	SHSP LETPA DPS/OHS Administrative Reviews
October 1-15, 2024:	SHSP LETPA scoring/funding determinations
September 1, 2024:	Projected Project Start Date
August 31, 2026:	Projected Project End Date



FY 2024 ANTICIPATED FUNDING

- The funding amount anticipated for FY 2024 is less than the amount that was received in FY 2023 due to a decrease in Federal appropriation of funds for the program

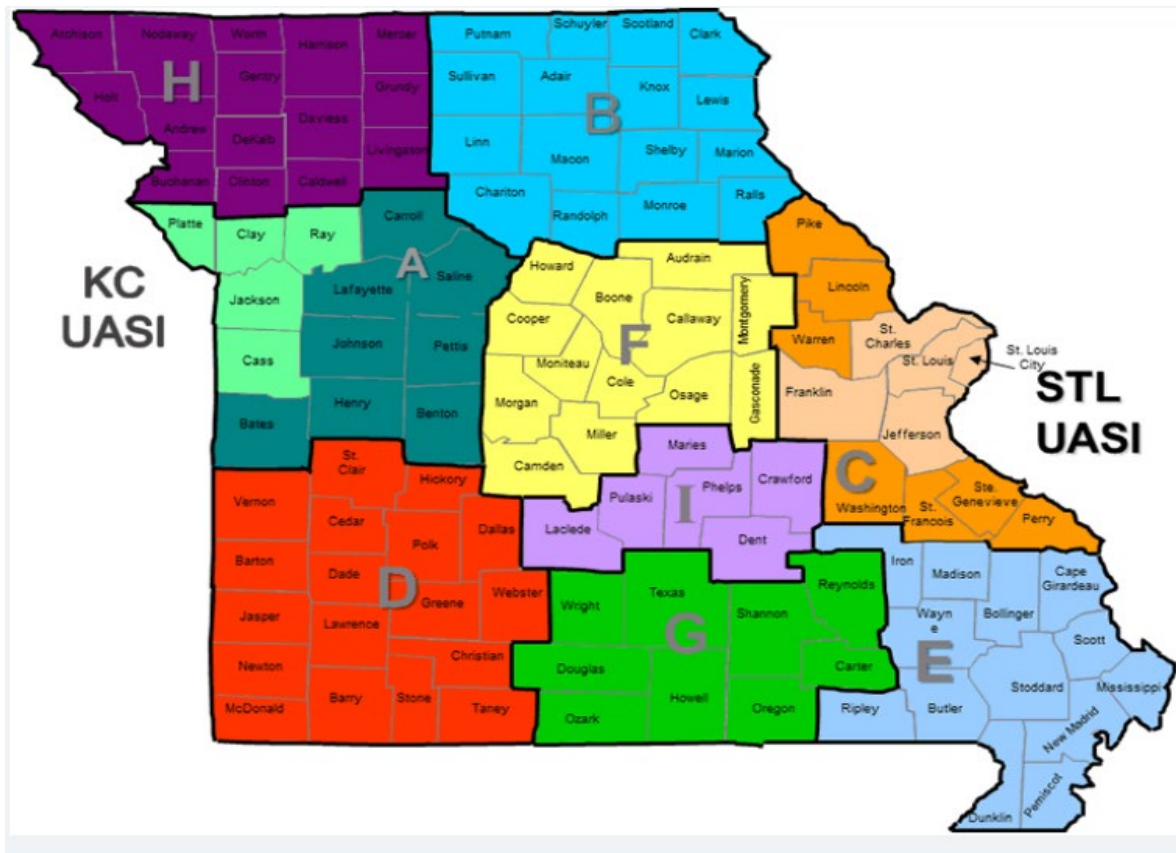
STATE HOMELAND SECURITY GRANT PROGRAM (SHSP)

- The purpose of the SHSP is to support state and local efforts to prevent terrorism and other catastrophic events and to prepare the Nation for the threats and hazards that pose the greatest risk to the security of the United States
- SHSP provides funding to implement investments that build, sustain, and deliver the 32 core capabilities essential to achieving the National Preparedness Goal (the Goal) of a secure and resilient Nation
 - <https://www.fema.gov/national-preparedness-goal>
- The SHSP assists state and local efforts to build, sustain, and deliver the capabilities necessary to prevent, prepare for, protect against, and respond to acts of terrorism

REGIONALIZATION

- Regionalization supports the needs of local jurisdictions and the sustainment of previously funded Homeland Security initiatives through the Regional Homeland Security Oversight Committees (RHSOC)
 - This program is focused on prioritizing projects that rise to the highest priority of statewide need
 - RHSOC's are divided into 9 geographic regions (A-I)

REGIONALIZATION MAP



LETPA

- LETPA builds state and local law enforcement capabilities to prevent terrorist attacks and provide law enforcement and public safety communities with funds to support critical prevention activities. Funds must be utilized for law enforcement terrorism prevention activities of planning, organization, training, exercise, and equipment
- **Applicants that intend to apply for LETPA funding must first apply for the requested project through their respective Regional Homeland Security Oversight Committee to be eligible for LETPA funding. *State units of government are exempt from this requirement***

NATIONAL PRIORITIES

- Six priority areas for FY 2024
 - Enhancing the protection of soft targets/crowded places
 - Enhancing information and intelligence sharing
 - Combating domestic violent extremism
 - Enhancing community preparedness and resilience
 - Enhancing cybersecurity
 - Enhancing election security
- **Projects that align to National Priorities will receive additional points during the application scoring process**

NATIONAL PRIORITY: ENHANCING CYBERSECURITY

Core Capabilities

- Cybersecurity – high priority identified in the THIRA/SPR
- Intelligence and Information Sharing – high priority identified in the THIRA/SPR
- Planning – medium priority identified in the THIRA/SPR
- Public Information & Warning – medium priority identified in the THIRA/SPR
- Operational Coordination – high priority identified in the THIRA/SPR
- Screening, Search, and Detection – medium priority identified in the THIRA/SPR
- Access Control and Identity Verification – medium priority identified in the THIRA/SPR
- Supply Chain Integrity and Security – high priority identified in the THIRA/SPR
- Risk Management for Protection Programs and Activities – high priority identified in the THIRA/SPR
- Long-Term Vulnerability Reduction – medium priority identified in the THIRA/SPR
- Situational Assessment – low priority identified in the THIRA/SPR
- Infrastructure Systems – medium priority identified in the THIRA/SPR
- Operational Communications – high priority identified in the THIRA/SPR

NATIONAL PRIORITY: ENHANCING CYBERSECURITY

■ Example Project Types

- Cybersecurity risk assessments
- Migrating online services to the “.gov” internet domain
- Projects that address vulnerabilities identified in cybersecurity risk assessments
 - Improving cybersecurity of critical infrastructure to meet minimum levels identified by the Cybersecurity and Infrastructure Security Agency (CISA) and the [National Institute of Standards and Technology Cybersecurity Framework](#)
 - Adoption of cybersecurity performance goals ([Cross-Sector Cybersecurity Performance Goals](#))
 - Cybersecurity training and planning

NATIONAL PRIORITY: ENHANCING THE PROTECTION OF SOFT TARGETS/CROWDED PLACES

■ Core Capabilities

- Operational Coordination – high priority in the THIRA/SPR
- Public Information and Warning – medium priority in the THIRA/SPR
- Intelligence and Information Sharing – high priority in the THIRA/SPR
- Interdiction and Disruption – high priority in the THIRA/SPR
- Screening, Search, and Detection – medium priority in the THIRA/SPR
- Access Control and Identity Verification – medium priority in the THIRA/SPR
- Physical Protective Measures – medium priority in the THIRA/SPR
- Risk Management for Protection Programs Activities – high priority in the THIRA/SPR

■ Example Project Types

- Operational Overtime
- Physical Security Enhancements
 - Security Cameras (CCTV)
 - Security screening equipment for people and baggage
 - Lighting
 - Access Controls
 - Fencing, gates, barriers, etc.
- Unmanned aircraft systems detection technologies

NATIONAL PRIORITY: ENHANCING INFORMATION AND INTELLIGENCE SHARING

■ Core Capabilities

- Intelligence and Information Sharing – high priority in the THIRA/SPR
- Interdiction and Disruption – high priority in the THIRA/SPR
- Planning – medium priority in the THIRA/SPR
- Public Information and Warning – medium priority in the THIRA/SPR
- Operational Coordination – high priority in the THIRA/SPR
- Risk Management for Protection Programs and Activities – high priority in the THIRA/SPR

■ Example Project Types

- Fusion center operations
- Information sharing with all DHS components; fusion centers; other operational, investigative, and analytic entities; and other federal law enforcement and intelligence entities
- Cooperation with DHS officials and other entities designated by DHS in intelligence, threat recognition, assessment, analysis, and mitigation
- Identification, assessment, and reporting of threats of violence
- Intelligence analysis training and planning
- Coordinating the intake, triage, analysis, and reporting of tips/leads and suspicious activity, to include coordination with the [Nationwide Suspicious Activity Reporting \(SAR\) Initiative \(NSI\)](#)

NATIONAL PRIORITY: COMBATING DOMESTIC VIOLENT EXTREMISM

■ Core Capabilities

- Interdiction and Disruption – high priority in the THIRA/SPR
- Intelligence and Information Sharing – high priority in the THIRA/SPR
- Planning – medium priority in the THIRA/SPR
- Public Information and Warning – medium priority in the THIRA/SPR
- Operational Coordination – high priority in the THIRA/SPR
- Risk Management for Protection Programs and Activities – high priority in the THIRA/SPR

■ Example Project Types

- Open-source analysis of disinformation and misinformation campaigns, targeted violence and threats to life, including tips/leads, and online/social media-based threats
- Sharing and leveraging intelligence and information, including open-source analysis
- Development, implementation, and execution of the threat assessment and management programs to identify, evaluate, and analyze indicators or behaviors indicative of terrorism and targeted violence
- Training, awareness, and outreach programs to help identify and prevent radicalization, and report potential instances of terrorism and targeted violence

NATIONAL PRIORITY: ENHANCING COMMUNITY PREPAREDNESS & RESILIENCE

■ Core Capabilities

- Planning – medium priority in the THIRA/SPR
- Public information and warning – medium priority in the THIRA/SPR
- Community resilience – medium priority in the THIRA/SPR
- Risk management for protection programs and activities – high priority in the THIRA/SPR
- Mass care services – medium priority in the THIRA/SPR
- Intelligence and information sharing – high priority in the THIRA/SPR
- Risk and disaster resilience assessment – medium priority in the THIRA/SPR
- Long-term vulnerability reduction – medium priority in the THIRA/SPR

■ Example Project Types

- Establish, train, and maintain Community Emergency Response Teams (CERT) and Teen CERT, with a focus on historically underserved communities, including procurement of appropriate tools, equipment and training aides:
 - Local delivery of CERT train-the-trainer and CERT Program Manager to build local program training and maintenance capacity
- Provide continuity training, such as FEMA's Organizations Preparing for Emergency Needs training, to faith-based organizations, local businesses, and community-based organizations such as homeless shelters, food pantries, nonprofit medical providers and senior care facilities to bolster the resilience to all hazards
- Partner with local school districts to deliver the Student Tools for Emergency Planning curriculum or other educational programming to guide students on how to create emergency kits and family communications plans
- Partner with key stakeholders to assist with completing the Emergency Financial First Aid Kit or a similar tool to bolster the disaster centric financial resilience of individuals and households
- Execute [You are the Help Until the Help Arrives](#) workshops in concert with community-based organizations to bolster individual preparedness
- Target youth preparedness using FEMA programming such as Prepare with Pedro resources and Ready2Help
- Promote community planning, coordination, and integration of children's needs during emergencies through workshops like FEMA's Integrating the Needs of Children
- Community Mapping: identify community resources and characteristics in order to identify gaps in resources, identify hazards and vulnerabilities, and inform action to promote resilience

NATIONAL PRIORITY: ENHANCING COMMUNITY PREPAREDNESS & RESILIENCE

■ Example Project Types

- Provide training and awareness programs with key stakeholders (e.g., through social media, community, and civic organizations) to educate the public on misinformation and disinformation campaigns to increase individual and community resilience
- Support integrated and cross-jurisdictional preparedness planning that considers how the community develops networks of information sharing and collaboration among community-based organizations and government institutions to enable a quicker recovery from multiple threats, including terrorist actions

NATIONAL PRIORITY: ENHANCING ELECTION SECURITY

■ Core Capabilities

- Cybersecurity – high priority in the THIRA/SPR
- Intelligence and information sharing – high priority in the THIRA/SPR
- Planning – medium priority in the THIRA/SPR
- Long-term vulnerability reduction – medium priority in the THIRA/SPR
- Situational assessment – low priority in the THIRA/SPR
- Infrastructure systems – medium priority in the THIRA/SPR
- Operational coordination – high priority in the THIRA/SPR
- Community Resilience – medium priority in the THIRA/SPR

■ Example Project Types

- Physical security planning support
- Physical/site security measures – e.g., locks, shatter proof glass, alarms, access controls, etc.
- General election security navigator support
- Cyber navigator support
- Cybersecurity risk assessments, training, and planning
- Projects that address vulnerabilities identified in cybersecurity risk assessments
- Iterative backups, encrypted backups, network segmentation, software to monitor/scan, and endpoint protection
- Distributed Denial Of Service protection
- Migrating online services to the “.gov” internet domain
- Online harassment and targeting prevention services
- Public awareness/preparedness campaigns discussing election security and integrity measures

ENDURING NEEDS

- In FY 2024, there are several enduring security needs that crosscut the homeland security enterprise, and to which that subrecipients should consider allocating funding across core capability gaps and national priorities. The following are enduring needs that help recipients implement a comprehensive approach to securing communities:
 - Effective planning
 - Training and awareness campaigns
 - Equipment and capital projects
 - Exercises

ENDURING NEEDS: PLANNING

■ Core Capabilities

- Planning
- Risk Management for Protection Programs and Activities
- Risk and Disaster Resilience Assessment
- Threats and Hazards Identification
- Operational Coordination
- Community Resilience

■ Example Project Types

- Development of:
 - Security Risk Management Plans
 - Threat Mitigation Plans
 - Continuity of Operations Plans
 - Response Plans
 - Vulnerability Assessments
 - Assessments should consider the impacts of climate change on investments to close identified security gaps
- Efforts to strengthen governance integration between/among regional partners
- Joint training and planning with DHS officials and other entities designated by DHS
- Cybersecurity training and planning
- Revision of existing plans to strengthen community resilience in underserved communities

ENDURING NEEDS: TRAINING & AWARENESS

■ Core Capabilities

- Long-Term Vulnerability Reduction
- Public Information and Warning
- Operational Coordination
- Situational Assessment
- Community Resilience

■ Example Project Types

- Active shooter training
- Intelligence analyst training
- SAR and terrorism indicators/behaviors training
- Security training for employees
- Public awareness/preparedness campaigns
- Cybersecurity training and planning
- Sharing and leveraging intelligence and information
- Targeted outreach and preparedness training for underserved communities in conjunction with community-based organizations

ENDURING NEEDS: EQUIPMENT & CAPITAL PROJECTS

■ Core Capabilities

- Long-Term Vulnerability Reduction
- Infrastructure Systems
- Operational Communications
- Interdiction and Disruption
- Screening, Search, and Detection
- Access Control and Identity Verification
- Physical Protective Measures

■ Example Project Types

- Protection of high-risk, high consequence areas or systems that have been identified through risk assessments
- Physical security enhancements
 - Security Cameras (CCTV)
 - Security screening equipment for people and baggage
 - Lighting
 - Access Controls
 - Fencing, gates, barriers, etc.
- Enhancing Weapons of Mass Destruction (WMD) and/or improvised explosive device (IED) prevention, response, and recovery equipment
- Chemical/Biological/Radiological/Nuclear/Explosive (CBRNE) detection, prevention, and response equipment

ENDURING NEEDS: EXERCISES

■ Core Capabilities

- Long-Term Vulnerability Reduction
- Operational Coordination
- Operational Communications
- Community Resilience

■ Example Project Types

- Response exercises, including exercise planning with community-based organizations

ELIGIBLE APPLICANTS

- State units of government
- Local units of government
- Nongovernmental organizations, quasi-governmental organizations (e.g.; RPC's & COG's), nonprofit organizations (e.g.; Red Cross)

ELIGIBLE APPLICANTS

To be eligible for SHSP Regionalization funding, applicant agencies must be compliant with the following statutes, as applicable:

■ **Section 320.271 RSMo**– Fire Department Registration

- Pursuant to [section 320.271 RSMo](#), All fire protection districts, fire departments, and all volunteer fire protection associations as defined in section 320.300 shall complete and file with the state fire marshal within sixty days after January 1, 2008, and annually thereafter, a fire department registration form provided by the state fire marshal

■ **Section 590.650 RSMo**– Vehicle Stops Report

- Pursuant to [section 590.650.3 RSMo](#), (1) every law enforcement agency shall compile the data described in subsection 2 for the calendar year into a report to the attorney general and (2) each law enforcement agency shall submit the report to the attorney general no later than March first of the following calendar year
- **NOTE: It is the responsibility of the applicant to verify the submission of this report with the Attorney General's Office prior to submitting an application. Failure to submit the Racial Profiling Report will result in the automatic denial of the application. A copy of such report does not need to be submitted with the application**

ELIGIBLE APPLICANTS

To be eligible for SHSP Regionalization funding, applicant agencies must be compliant with the following statutes, as applicable:

- **[Section 590.700 RSMo](#) – Written Policy on Recording of Custodial Interrogations**
 - Pursuant to [section 590.700.4 RSMo](#), each law enforcement agency shall adopt a written policy to record custodial interrogations of persons suspected of committing or attempting to commit felony crimes as outlined in subsection 2 of this section and shall certify adoption of such policy when applying for any grants administered by the Department of Public Safety.
 - **NOTE: It is the responsibility of the applicant to ensure the prescribed written policy is in place prior to submitting an application**
- **[Section 43.544 RSMo](#) – Written Policy on Forwarding Intoxication-Related Traffic Offenses**
 - Pursuant to [section 43.544.1 RSMo](#), each law enforcement agency shall adopt a policy requiring arrest information for all intoxication-related traffic offenses be forwarded to the central repository as required by [section 43.503 RSMo](#) and shall certify adoption of such policy when applying for any grants administered by the Department of Public Safety.
 - **NOTE: It is the responsibility of the applicant to ensure the prescribed written policy is in place prior to submitting an application**

ELIGIBLE APPLICANTS

To be eligible for SHSP Regionalization funding, applicant agencies must be compliant with the following statutes, as applicable:

■ **Section 590.1265 RSMo – Police Use of Force Transparency Act of 2021**

- Pursuant to Section [590.1265 RSMo](#) Use of force incidents reporting standards and procedures, publication of report data, analysis report. Each law enforcement agency shall certify compliance with [section 590.1265 RSMo](#) when applying for any grants administered by the Department of Public Safety. *For purposes of grant eligibility, law enforcement agencies will be considered non-compliant if they have not submitted Use of Force reports for three or months in the past twelve months. Each law enforcement agency shall certify compliance with Section [590.1265 RSMo](#) when accepting any grants administered by the Department of Public Safety*

■ **Section 43.505 RSMo – National Incident-Based Reporting System (NIBRS) formerly Uniform Crime reporting (UCR)**

- Pursuant to [section 43.505 RSMo](#) Uniform Crime Reporting system – duties of department – violations, penalty: Each law enforcement agency is required to submit crime incident reports to the department of public safety on forms or in the format prescribed by the department and submit any other crime incident information which may be required by the Department of Public Safety. **Agencies that are not compliant at the time of application will only be eligible for grant funds to assist the agency to become compliant.** *For purposes of grant eligibility, law enforcement agencies will be considered non-compliant if they have not submitted MIBRS reports for three or more months in the past twelve months*
- **NOTE: Show Me Crime Reporting provides a no cost option for agencies to comply with Section 43.505 RSMo. Agencies that are not currently compliant with Section 43.505 RSMo will not be eligible to apply until they have registered with Show Me Crime Reporting and have begun submitting MIBRS reports**
<https://showmecrime.mo.gov/CrimeReporting/MIBRSRegistration.html>

ELIGIBLE APPLICANTS

To be eligible for SHSP Regionalization funding, applicant agencies must be compliant with the following statutes, as applicable:

- **[Section 590.030 RSMo](#) – Rap Back Program Participation**

- Pursuant to [section 590.030 RSMo](#), all law enforcement agencies shall enroll in the state and federal Rap Back programs on or before January 1, 2022 and continue to remain enrolled. The law enforcement agency shall take all necessary steps to maintain officer enrollment for all officers commissioned with that agency in the Rap Back programs. An officer shall submit to being fingerprinted at any law enforcement agency upon commissioning and for as long as the officer is commissioned with that agency. Each law enforcement agency shall certify compliance with [section 590.030 RSMo](#) when accepting any grants administered by the Department of Public Safety

INELIGIBLE APPLICANTS

■ Entities located within St. Louis UASI

- Franklin County
- Jefferson County
- St. Charles County
- St. Louis City
- St. Louis County

■ Entities located within Kansas City UASI

- Jackson County
- Cass County
- Platte County
- Ray County
- Clay County

OTHER ELIGIBILITY CRITERIA

National Incident Management System (NIMS) Implementation

- Subrecipients must ensure and maintain adoption and implementation of NIMS. The list of objectives used for progress and achievement reporting is on FEMA's website at <https://www.fema.gov/emergency-managers/nims/implementation-training>
- See the [FY 2024 Preparedness Grants Manual](#) for more information on NIMS

Emergency Management Assistance Compact (EMAC) Membership

- SHSP subrecipients must belong to, be in, or act as, a temporary member of EMAC
- All assets supported in part or entirely with SHSP funds must be readily deployable and NIMS-typed, when possible, to support emergency or disaster operations per existing EMAC agreements

Emergency Operations Plan (EOP)

- Update at least once every two years for every agency that currently has one
- Plans should be consistent with the [Comprehensive Preparedness Guide 101 Version 2.0 \(CPG 101 v3\)](#)

OTHER ELIGIBILITY CRITERIA

- Threat and Hazard Identification and Risk Assessment (THIRA) and Stakeholder Preparedness Review (SPR) updates

- SPR update required annually at the State level

- Subrecipients must assist in the State's annual update by providing information on the Whole Community Worksheet

- THIRA update required every three years at the State level

- For more information on THIRA:

<https://www.fema.gov/threat-and-hazard-identification-and-risk-assessment>

OTHER ELIGIBILITY CRITERIA

- FEMA funds must be used to supplement (add to), not supplant (take the place of), existing funds that have been appropriated for the same purpose
- Supplanting is NOT allowed for this grant

SHSP FUNDING GUIDELINES

- SHSP funding guidelines support the four mission areas:
 - Prevention
 - Protection
 - Mitigation
 - Response
- Allowable projects must have a nexus to terrorism preparedness, aligned to building capability, closing capability gaps, and/or sustaining capabilities in the State THIRA/SPR and fall into the following categories:
 - Planning
 - Organization
 - Equipment
 - Training
 - Exercises

****Requested projects MUST support a deployable/shareable resource or be a regional asset to be eligible for funding****

SHSP FUNDING GUIDELINES

■ Dual-Use

- Under SHSP, many activities that support the achievement of core capabilities related to the national priorities and terrorism preparedness may simultaneously support enhanced preparedness for other hazards unrelated to acts of terrorism

FUNDING RESTRICTIONS AND ALLOWABLE COSTS

- All costs must comply with the Uniform Administrative Requirements, Cost Principles, and Audit Requirements at 2 C.F.R. Part 200, the terms and conditions of the award, or the [FY 2024 Preparedness Grants Manual](#)
- Award funds may not be used for matching funds for any other federal awards, lobbying, or intervention in federal regulatory or adjudicatory proceedings

FUNDING RESTRICTIONS AND ALLOWABLE COSTS

- Prohibitions on Expending FEMA Award Funds for Covered Telecommunications Equipment or Services
 - Recipients and subrecipients of FEMA federal financial assistance are subject to the prohibitions described in section 889 of the [John S. McCain National Defense Authorization Act for Fiscal Year 2019 \(FY 2019 NDAA\)](#), Pub. L. No. 115-232 (2018) and 2 C.F.R. §§ 200.216, 200.326, 200.471, and Appendix II to 2 C.F.R. Part 200. Beginning August 13, 2020, the statute – as it applies to FEMA recipients, subrecipients, and their contractors and subcontractors – prohibits obligating or expending federal award funds on certain telecommunications and video surveillance products and contracting with certain entities for national security reasons.
 - Guidance is available at [Prohibitions on Expending FEMA Award Funds for Covered Telecommunications Equipment or Services \(Interim\) #405-143-1](#), or superseding document.
 - Additional guidance is available at [Contract Provisions Guide: Navigating Appendix II to Part 200 – Contract Provisions for Non-Federal Entity Contracts Under Federal Awards \(fema.gov\)](#).

FUNDING RESTRICTIONS AND ALLOWABLE COSTS

- Effective August 13, 2020, FEMA recipients and subrecipients may not use any FEMA funds under open or new awards to:
 - Procure or obtain any equipment, system, or service that uses covered telecommunications equipment or services as a substantial or essential component of any system, or as critical technology of any system;
 - Enter into, extend, or renew a contract to procure or obtain any equipment, system, or service that uses covered telecommunications equipment or services as a substantial or essential component of any system, or as critical technology of any system; or
 - Enter into, extend, or renew contracts with entities that use covered telecommunications equipment or services as a substantial or essential component of any system, or as critical technology as part of any system

FUNDING RESTRICTIONS AND ALLOWABLE COSTS

■ Replacement Equipment and Services

- FEMA grant funding may be permitted to procure replacement equipment and services impacted by this prohibition, provided the costs are otherwise consistent with the requirements of the NOFO and the Preparedness Grants Manual

■ Definitions

- Per section 889(f)(2)-(3) of the FY 2019 NDAA and 2 C.F.R. § 200.216, covered telecommunications equipment or services means:
 - Telecommunications equipment produced by Huawei Technologies Company or ZTE Corporation, (or any subsidiary or affiliate of such entities);
 - For the purpose of public safety, security of Government facilities, physical security surveillance of critical infrastructure, and other national security purposes, video surveillance and telecommunications equipment produced by Hytera Communications Corporation, Hangzhou Hikvision Digital Technology Company, or Dahua Technology Company (or any subsidiary or affiliate of such entities);
 - Telecommunications or video surveillance services provided by such entities or using such equipment; or
 - Telecommunications or video surveillance equipment or services produced or provided by an entity that the Secretary of Defense, in consultation with the Director of National Intelligence or the Director of the Federal Bureau of Investigation, reasonably believes to be an entity owned or controlled by, or otherwise connected to, the People's Republic of China
- Examples of the types of products covered by this prohibition include phones, internet, video surveillance, and cloud servers when produced, provided, or used by the entities listed in the definition of “covered telecommunications equipment or services.” See 2 C.F.R. § 200.471

FUNDING RESTRICTIONS AND ALLOWABLE COSTS

- SHSP projects must align to a POETE category
 - Planning
 - Organization
 - Equipment
 - Training
 - Exercise
- Detailed information and allowable activities of each POETE function are located in the FY 2024 SHSP Regionalization Notice of Funding Opportunity (NOFO)

FUNDING RESTRICTIONS AND ALLOWABLE COSTS

- Requested items **MUST** be deployable/shareable or a regional asset in order to be eligible for funding

FUNDING RESTRICTIONS AND ALLOWABLE COSTS

- Please see the FY 2024 SHSP Notice of Funding Opportunity for details regarding planning, organization, training, travel, and exercise costs

EQUIPMENT

- The 21 allowable prevention, protection, mitigation, response, and recovery equipment categories for SHSP are listed on the [Authorized Equipment List \(AEL\)](#)
- Some equipment items require prior approval from DHS/FEMA/DPS/OHS before obligation or purchase of the items. Please reference the grant notes for each equipment item to ensure prior approval is not required or to ensure prior approval is obtained if necessary

EQUIPMENT

Some allowable equipment items have specific requirements to be eligible for funding –
NOTE: the items listed below are not the only eligible equipment items

- **Mobile Data Terminals (MDTs) / Mobile Data Computers (MDCs) Requirements**
 - Agencies seeking funding for mobile data terminals should research the type of computer being requested. The Missouri Department of Public Safety is aware that non-ruggedized laptops and tablets are typically not durable enough for road patrol purposes and therefore not the best use of funds
- **Body-Worn Cameras**
 - Agencies seeking funding for Body-Worn Cameras (BWCs) must have policies and procedures in place related to equipment usage, data storage and access, privacy considerations, and training. Subrecipients of funding for Body-Worn Cameras must supply the Missouri Department of Public Safety with a copy of such policy(s) and procedure(s) at the time of claim submission

EQUIPMENT

Some allowable equipment items have specific requirements to be eligible for funding – NOTE: the items listed below are not the only eligible equipment items:

■ Body Armor

- Funds may be used to purchase body armor at any threat level designation, make, or model from any distributor or manufacturer, as long as the body armor has been tested and found to comply with the latest applicable National Institute of Justice (NIJ) ballistic or stab standards, which can be found online at <https://www.nij.gov/topics/technology/body-armor/Pages/standards.aspx>
- Body armor or armor vests must also be “uniquely fitted vests” which means protective (ballistic or stab-resistant) armor vests that conform to the individual wearer to provide the best possible fit and coverage, through a combination of:
 - Correctly sized panels and carrier, determined through appropriate measurement
 - Properly adjusted straps, harnesses, fasteners, flaps, or other adjustable features
- The requirement that body armor be “uniquely fitted” does not require body armor that is individually manufactured based on the measurements of an individual wearer
- In addition, body armor purchased must be made in the United States
- Agencies seeking funding for body armor are required to have a written “mandatory wear” policy in effect. There are no requirements regarding the nature of the policy other than it being a mandatory wear policy for all uniformed officers while on duty. Subrecipients of funding for body armor must supply the Missouri Department of Public Safety with a copy of such policy at the time of claim submission

EQUIPMENT

Some allowable equipment items have specific requirements to be eligible for funding – NOTE: the items listed below are not the only eligible equipment items:

■ License Plate Readers

- Agencies purchasing license plate reader (LPR) equipment and technology with grant funds administered by the Missouri Department of Public Safety, must adhere to the following requirements:
 - LPR vendors chosen by an agency must have an MOU on file with the MSHP Central Vendor File as developed and prescribed by the Missouri Department of Public Safety pursuant to 11 CSR 30-17
 - Prior to purchasing LPR services, the agency should verify the vendor's MOU status with the MSHP CJIS Division by emailing mshphelpdesk@mshp.dps.mo.gov
 - Share LPR data through the MoDEx process with statewide sharing platforms (i.e., MULES)
 - Enable LPR data sharing with other Missouri Law Enforcement agencies and enforcement support entities within the selected vendor's software. Examples include, but are not limited to fusion centers, drug task forces, special investigations units, etc.
 - Connect to the Missouri State Highway Patrol's Automated License Plate Reader (ALPR) File Transfer Protocol Access Program. This program provides the information necessary to provide a NCIC and/or MULES hit when used in conjunction with a License Plate Reader (LPR) device. An MOU must be on file with the Access Integrity Unit (AIU) for the vendor and the law enforcement agency and a registration process must be completed
 - Agency shall have a license plate reader policy and operation guideline prior to the implementation of LPRs. Reimbursements will not be made on the project until the policy has been provided to the Missouri Department of Public Safety
 - If LPR will be installed on Missouri Department of Transportation right-of-way(s) agency must request installation through the Missouri Department of Public Safety. Once approved, agency must adhere to the Missouri Department of Transportation's guidelines regarding installation of LPR's on Missouri Department of Transportation right-of-way(s)

EQUIPMENT

Some allowable equipment items have specific requirements to be eligible for funding –
NOTE: the items listed below are not the only eligible equipment items:

- Turnout Gear

- Agencies seeking funding for turnout gear must have a policy to document cleaning and maintenance processes and procedures for turnout gear. Subrecipients of funding for turnout gear must supply the Missouri Department of Public Safety with a copy of such policy(s) and procedure(s) at the time of claim submission

EQUIPMENT

Some allowable equipment items have specific requirements to be eligible for funding – NOTE: the items listed below are not the only eligible equipment items:

- Interoperability Equipment (Portables/Handhelds, Mobiles, Repeaters, Base Stations, etc.)
 - All interoperable communications equipment must meet the Missouri Department of Public Safety, Office of the Director, DPS Grants [Radio Interoperability Guidelines](#). The Missouri Interoperability Center (MIC) will review all communications equipment applications to ensure they comply with the [Radio Interoperability Guidelines](#). Applications that do not meet these guidelines will not be eligible for funding
 - NOTE: Agencies seeking any type of radio or radio-related accessory are encouraged to contact the Missouri Interoperability Center by phone at (573) 522-1714, (855) 466-7946 or by email at moswin.sysadmin@dps.mo.gov to ensure compliance with the Radio Interoperability Guidelines and the appropriate communication devices are purchased for the department's needs. The Missouri Interoperability Center staff can also provide helpful information regarding the department's ability to access the MOSWIN and how to articulate such within the grant application
 - ****All applications requesting Interoperability Equipment MUST attach a quote in the Named Attachments component of the application that is in compliance with the Radio Interoperability Guidelines to be eligible for funding****

EQUIPMENT




■ Encryption Requirements

- Radios must meet one of the following encryption requirements to be P25 CAP Compliant and be eligible for funding:
 - No encryption
 - AES 256 algorithm
 - AES 256 algorithm along with any other non-standard encryption algorithms

****Ensure the quote uploaded in the Named Attachments Component contains the encryption requirements****

P25 CAP ENCRYPTION REQUIREMENTS

To be P25 CAP compliant and eligible for Federal grant funding, radios must meet one of the following encryption requirements:

- 
Have no encryption
- 
Have AES 256 algorithm
(for U.S. agencies only)
- 
Have AES 256 algorithm along
with any other non-standard
encryption algorithms

EQUIPMENT

■ Mobile Radios

■ The following mobile radios are eligible:

- Motorola APX8500 P25 VHF/700/800 MHz (dual-band), digital trunking enabled
- Harris XG/XM-100 P25 VHF/700/800 MHz (dual-band), digital trunking enabled
- Harris XL-200 P25 VHF/700/800 MHz (dual-band), digital trunking enabled
- Kenwood VM-7730 Dual-Deck 8.34.9 P25 VHF/700/800 MHz (dual-band), digital trunking enabled
- Kenwood VM-7930 Dual-Deck 8.34.9 P25 VHF/700/800 MHz (dual-band), digital trunking enabled

■ The applicant **MUST** identify the vendor and model requested in the application

■ A quote from the vendor **MUST** be uploaded in the Named Attachments Form to be eligible for funding

EQUIPMENT

■ Portable Radios

- MOSWIN was designed to be a mobile radio system rather than a portable radio system
- For portable radios to be eligible, the applicant must already have or request in their application a mobile radio on the MOSWIN system and an in-car repeater

■ **The applicant MUST indicate that they have a MOSWIN mobile radio and in-car repeater in their application if not being requested in the application**

- The applicant **MUST** identify the vendor and model requested in the application
- A quote from the vendor **MUST** be uploaded in the Named Attachments Form to be eligible for funding

■ The following portable radios are eligible:

- Motorola APX8000 P25 VHF/700/800 MHz (dual-band), digital trunking enabled
- Motorola APX NEXT P25 VHF/700/800 MHz (dual-band), digital trunking enabled
- Kenwood VP900 P25 VHF/700/800 MHz (dual-band), digital trunking enabled
- Kenwood VP8000 P25 VHF/700/800 MHz (dual-band), digital trunking enabled
- BK Tech BKR9000 P25 VHF/700/800 MHz (dual-band), digital trunking enabled
- Harris XL-200 P25 VHF/700/800 MHz (dual-band), digital trunking enabled

EQUIPMENT

■ Repeaters

- Applicants **MUST** ensure the frequency band of the repeater is compatible with the band of the radio(s) with which it will operate
- Must identify how the agency will utilize the repeater
- Must identify how the repeater model is compatible with the radio(s) with which it will be paired
- The applicant **MUST** identify the vendor and model requested in the application to be eligible for funding
- A quote from the vendor **MUST** be uploaded in the **Named Attachments Form** to be eligible for funding

EQUIPMENT

Please contact the Missouri Interoperability Center at
573-522-1714 if you have questions regarding the
[Radio Interoperability Guidelines](#)

EQUIPMENT

- Some Equipment is Controlled
 - **Controlled Equipment requires additional documentation, justifications, reviews, and approvals**
 - [FEMA Policy 207-22-22-0002, Prohibited or Controlled Equipment Under FEMA Awards](#)
 - Manned Aircraft, Fixed/Rotary Wing
 - Unmanned Aerial Vehicles (UAV), also referred to as Unmanned Aircraft Systems (UAS), and small Unmanned Aerial Systems (sUAS)
 - Breaching Apparatus
 - Riot/Crowd Control Shields
 - Riot/Crowd Control Batons
- Some Equipment is Prohibited
 - [FEMA Policy 207-22-22-0002, Prohibited or Controlled Equipment Under FEMA Awards](#)
 - Weapons of any kind (including firearms, grenade launchers, bayonets); ammunition; and weaponized aircraft, vessels, and vehicles of any kind
 - Vehicles without a commercial application, including all tracked and armored vehicles (there are exceptions)
 - Armored Vehicles
 - Tactical Vehicles
 - Weaponized drones and weapons systems
 - Non-commercial aircraft
 - Long-range acoustic devices that do not have a commercial application
 - Camouflage uniforms

MAINTENANCE AND SUSTAINMENT

- SHSP funding may be used to purchase maintenance contracts or agreements, warranty coverage, licenses, and user fees
 - Contracts may exceed the period of performance if they are purchased incidental to the original purchase of the system or equipment as long as the original purchase of the system or equipment is consistent with that which is typically provided for, or available through, these types of agreements, warranties, or contracts
 - Stand-alone warranty or extending an existing maintenance contract on an already-owned piece of equipment system, coverage purchased may not exceed the period of performance
 - Can only cover equipment purchased with SHSP funds or for equipment dedicated for SHSP-related purposes

Note: Eligible maintenance does not include routine upkeep (i.e., gasoline, tire replacement, routine oil changes, monthly inspections, grounds and facility maintenance, etc.)

Please see [IB 336 Maintenance Costs](#)

MAINTENANCE AND SUSTAINMENT

- Must consider how to sustain current capability levels and address potential gaps

Note: New capabilities should not be built at the expense of maintaining current and critically needed core capabilities

UNALLOWABLE COSTS

- Per FEMA policy, the purchase of weapons and weapons accessories, including ammunition, is not allowed with SHSP funds
- Grant funds may not be used for the purchase of equipment not approved by DHS/FEMA/DPS/OHS. Grant funds must comply with FEMA Policy 207-22-0002 and may not be used for the purchase of the following equipment: firearms, ammunition, grenade launchers, bayonets, or weaponized aircraft, vessels, or vehicles of any kind with weapons installed
- Unauthorized exercise-related costs include:
 - Reimbursement for the maintenance or wear and tear costs of general use vehicles (e.g., construction vehicles), medical supplies, and emergency response apparatus (e.g., fire trucks, ambulances)
 - Equipment that is purchased for permanent installation and/or use, beyond the scope of the conclusion of the exercise (e.g., electronic messaging sign)

EHP REVIEW

■ Environmental Historical Preservation (EHP) Review

- Subrecipients proposing projects that have the potential to impact natural or built the environment must participate in the FEMA EHP review process
- The review process must be completed before funds are released to carry out the proposed project
- Any projects that make a change to a building or the grounds must complete an EHP Screening Form and submit it to DPS/OHS for review. This includes drilling holes into the walls, any ground disturbance, and some training activities

If an EHP is required for a project, but not completed prior to the project starting, the project will not be reimbursed

UNIQUE ENTITY IDENTIFIER

- Effective April 4, 2022, the Federal Government transitioned from using the Data Universal Numbering System (DUNS) Number to the Unique Entity Identifier (UEI)
- If your organization is already registered in the WebGrants System, you will need to email your UEI to kelsey.saunders@dps.mo.gov, if you have not already done so
- If your organization is not yet registered in WebGrants, you will provide the UEI at the time of registration
- The UEI is renewed yearly – you will need to go to [Sam.gov](https://sam.gov) to update your UEI [your number may change if expired]

UNIQUE ENTITY IDENTIFIER

Entities that had an active registration in the System for Award Management prior to this date have automatically been assigned a UEI

You can view the UEI in SAM.gov, located below the DUNS Number on your entity registration record

- In your workspace, select the numbered bubble above Active in Entity Management
- Your records should then appear and the UEI number will be on the left side

1 of 1 | Results per page: 25 | Sort by: Expiration Date Ascending

VILLAGE

DUNS Unique Entity ID: [redacted]

SAM Unique Entity ID: [redacted]

Purpose of Registration: Federal Assistance Awards

Registration Status: Active | Expiration Date: Jun 10, 2022

Address: [redacted]

CAGE/NCAGE: [redacted]

Entity Management | Register Entity

What do I need for registration?

Entity Registration

1	1	0	0	0
ACTIVE	DRAFT	WORK IN PROGRESS	SUBMITTED	PHRR

Next Update Due: Jun 10, 2022 | Due in Next 30 days: 0 Entity Registrations

Unique Entity ID

0	0	0	0
ACTIVE	DRAFT	WORK IN PROGRESS	SUBMITTED

UNIQUE ENTITY IDENTIFIER

If your agency did not have a DUNS number, you will follow the steps below to obtain a UEI

- Sign in to your SAM.gov account and the system will navigate you to your Workspace
- Under Entity Management, select Get Started

The screenshot displays the SAM.gov Workspace interface. On the left, the 'Workspace' section contains an 'Entity Management' card. This card includes a 'Get Started' button in the top right corner, which is highlighted by a red dashed border and a red arrow pointing upwards. Below the button, there are four status indicators for Entity Registration: ACTIVE (0), DRAFT (0), WORK IN PROGRESS (0), and SUBMITTED (0). A 'Next Update Due' section indicates 'Due in Next 30 days: 0 Entity Registrations'. Below this, there are two status indicators for Unique Entity ID: ACTIVE (0) and DRAFT (0). On the right side of the interface, the 'Profile' section shows a user profile, 'Downloads', 'Saved Searches', and 'Following' buttons. Below that, the 'Pending Requests' section shows 'No pending requests' and a 'See All' link. The 'Notifications' section shows 'No available notifications' and a 'See All' link.

WEBGRANTS APPLICATION

- <https://dpsgrants.dps.mo.gov>
- Log in or register as a new agency
 - If your agency is already registered in the system, someone with access will need to add new users
 - Enter your user ID and password assigned to you when registered
 - If new, click on banner to register

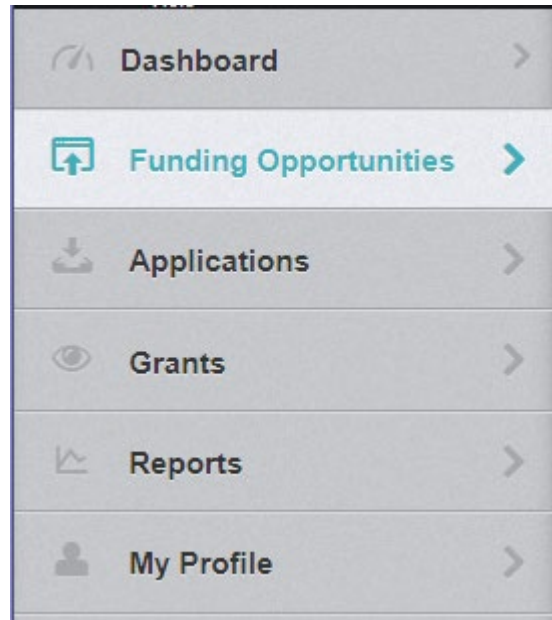
A screenshot of the "Login" form. It has a title "Login" with a key icon. Below it is a heading "Enter your user id and password". There are two input fields: "User ID" and "Password". A green "SIGN IN" button is below the fields. At the bottom, there are links for "Forgot User ID?" and "Reset Password?". A yellow button at the very bottom says "Click here to Register".

- Two-factor authentication: Enter the one-time passcode sent by WebGrants to the email used at registration

A screenshot of the "2-Factor Authentication" form. It has a title "2-Factor Authentication" with a key icon. Below it is a heading "Verify Email Address". The text says: "Please check the email account for the email address provided in your registration. You should receive an email with a temporary passcode. Please enter that passcode below". There is an input field labeled "Enter your Passcode". A yellow "Submit" button is at the bottom.

APPLICATION INSTRUCTIONS

- Select “Funding Opportunities” and select the FY 2024 SHSP funding opportunity for the region in which your agency is **located** (i.e., FY 2024 SHSP Region A)



APPLICATION INSTRUCTIONS

- Each project will need its own application
- A project should **not** include both capability sustainment and building
 - Capability Sustainment – Projects that sustain capabilities at their current level
 - Capability Building – Projects that start a new capability, or increase a current capability level
- **Information provided in the application will determine the score, be sure ALL requested information is provided and accurate**

APPLICATION INSTRUCTIONS

- Select “Start New Application”



- If applying for more than one project in FY 2024 you may select “Copy Existing Application” for the additional projects
 - If using “Copy Existing Application” be sure to update all relevant information
 - **Note:** “Copy Existing Application” will not work on prior year applications as the application forms have changed

APPLICATION INSTRUCTIONS

- After selecting “Start a New Application”, complete the “General Information” Component
- “Project Title” should be short and specific to the project, see example below
- After completing the “General Information,” select “Save Form Information”

Application - General Information

Save Form Information

The Primary Contact is the individual in your organization who will be designated as the primary person responsible for this application from your organization. This individual will receive automated email notifications when your attention is needed on this application.

Select the organization, if you belong to more than one, for which you will be submitting this application.

Application Title*: Interoperability Equipment

Primary Contact*: TEST TEST

Organization*:

Additional Contacts*:



APPLICATION INSTRUCTIONS

- You will be directed to another page that includes the application details – select “Save Form Information” again

Application - General Information

[Save Form Information](#)

The Primary Contact is the individual in your organization who will be designated as the primary person responsible for this application from your organization. This individual will receive automated email notifications when your attention is needed on this application.
Select the organization, if you belong to more than one, for which you will be submitting this application.

Application ID: 28405

Program Area*: State Homeland Security Program

Funding Opportunity*: 28239-FY 2024 State Homeland Security Program (SHSP) TEST

Application Stage*: Final Application


Application Status*: Editing

Application Title*:

Primary Contact*: TEST TEST

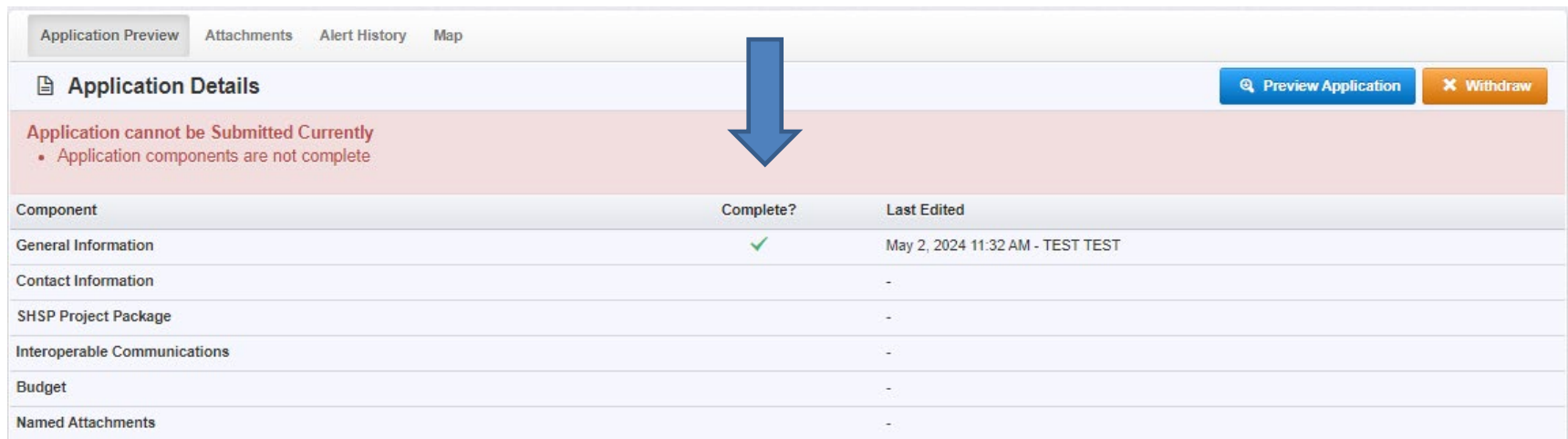
Organization*:

Additional Contacts*:



APPLICATION INSTRUCTIONS

- Page will open to the Application Details showing the component needed
- Select each component to complete
- Complete each of the six “Application Forms” with all required information then “Save Form” and “Mark Complete”
- **All forms must be marked complete in order to “Submit”**

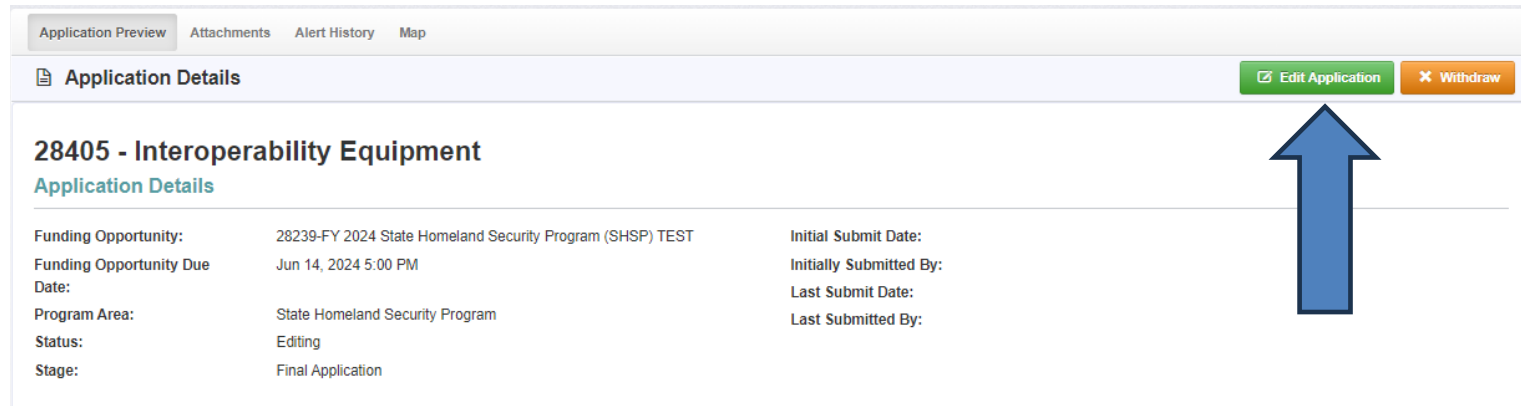
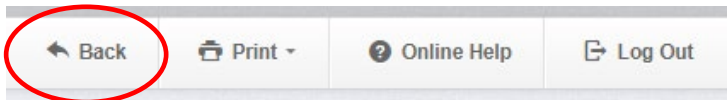


The screenshot shows a web interface for application management. At the top, there are tabs for 'Application Preview', 'Attachments', 'Alert History', and 'Map'. Below the tabs is the 'Application Details' section, which includes a 'Preview Application' button and a 'Withdraw' button. A red error message states: 'Application cannot be Submitted Currently' with a sub-message 'Application components are not complete'. A large blue arrow points down from this message to a table of components.

Component	Complete?	Last Edited
General Information	✓	May 2, 2024 11:32 AM - TEST TEST
Contact Information	-	-
SHSP Project Package	-	-
Interoperable Communications	-	-
Budget	-	-
Named Attachments	-	-

APPLICATION INSTRUCTIONS

- You can save your details and come back to the application later to complete
 - To look at your saved information, select “Preview Application”
 - Page will open to your application details, and you can see where you left off
 - To continue to edit your application – select the “Back” button on the top left or the “Edit Application” which will take you back to your components
- Select the component you need to work on

A screenshot of a web application interface. At the top, there are tabs for 'Application Preview', 'Attachments', 'Alert History', and 'Map'. Below this is a header for 'Application Details' with two buttons: 'Edit Application' (green) and 'Withdraw' (orange). A large blue arrow points upwards to the 'Edit Application' button. The main content area displays application details for '28405 - Interoperability Equipment'.

Funding Opportunity:	28239-FY 2024 State Homeland Security Program (SHSP) TEST	Initial Submit Date:	
Funding Opportunity Due Date:	Jun 14, 2024 5:00 PM	Initially Submitted By:	
Program Area:	State Homeland Security Program	Last Submit Date:	
Status:	Editing	Last Submitted By:	
Stage:	Final Application		

CONTACT INFORMATION

■ Authorized Official

The Authorized Official is the individual who has the authority to legally bind the applicant into a contract and is generally the applicant's elected or appointed chief executive. For example:



- If the applicant agency is a city, the Mayor or City Administrator shall be the Authorized Official
- If the applicant agency is a county, the Presiding County Commissioner or County Executive shall be the Authorized Official (e.g.; the Sheriff is not the Authorized Official)
- If the applicant agency is a State Department, the Director shall be the Authorized Official
- If the applicant agency is a college/university, the President shall be the Authorized Official
- If the applicant agency is a nonprofit, the Board Chair shall be the Authorized Official If the applicant agency is a Regional Planning Commission (RPC) or Council of Government (COG), the Executive Director shall be the Authorized Official.
- If the applicant agency is a special district, such as a Fire Protection District or Ambulance District, the Board Chair/President shall be the Authorized Official
- If the applicant agency is a school district, the Superintendent or School Board President shall be the Authorized Official

In order for an application to be considered eligible for funding, the agency's correct Authorized Official MUST be designated in the "Contact Information" form and the "Certified Assurances" form

****If the Authorized Official has a different title, than those listed above, official documentation naming that position as the Authorized Official for your agency MUST be included in the application attachments or your application will not be considered for funding****

If you are unsure who your Authorized Official should be for your agency, please contact the Missouri Department of Public Safety (DPS)/Office of Homeland Security (OHS) at 573-522-6125

CONTACT INFORMATION

- Please complete all contact information for
 - Authorized Official
 - Project Director
 - Fiscal Officer
 - Project Contact Person
- Required fields are designated with a red asterisk *
- Select “Edit Form” to begin entering information 
- Select “Save Form” at the top of the screen after entering all required information 
- Then “Mark as Complete” or “Edit Form” if more information is needed



SHSP PROJECT PACKAGE

- All of the “SHSP Project Package” information has been combined into one form with eight sections:
 - A. Project Worksheet
 - B. Project Capability, THIRA and Dual Use
 - C. Project Background
 - D. Deployable/Shareable Resources
 - E. Audit Details
 - F. Risk Assessment
 - G. National Incident Management System (NIMS)
 - H. Certified Assurances

- **PAY ATTENTION TO THE CHARACTER LIMITS FOR TEXT BOXES**

A. PROJECT WORKSHEET

- A.1 – Region
- A.2 – County
- A.3 – Project Location Zip Code
- A.4 - Select the Project Activity Type that best represents your project
- A.5 – Was this project previously funded with SHSP funds? [YES/NO]
 - A.5.a – If YES to A.5., Brief description of ORIGINAL project, including the YEAR
 - A.5.b – If YES to A.5, List details of any deployment or sharing within the past 12 months [include dates]
- A.6 - Build/Enhance or Sustain = is the project increasing capabilities (build/enhance) or sustaining capabilities (sustain) at the current level? ***REMINDER: Applications should NOT include both sustaining capabilities and building/enhancing capabilities**
 - A.6.a – If Build/Enhance, has your agency coordinated with other agencies (RHSOC/local/state) to determine availability of similar resources within the region/state? [YES/NO]
 - A.6.b – If YES to A.6.a., describe efforts made by your agency and the outcome of those efforts.
 - All SHSP projects should be shareable/deployable or a regional asset, so coordination is important to determine necessity

A. PROJECT WORKSHEET

Section A.1 through B.4

A.1 Region*:

A.2 County*:

A.3 Project Location Zip Code*:

A.4 Project Activity Type*:

A.5 Was this project previously funded with State Homeland Security Program (SHSP) funds?*: Yes No

A.5.a Please give a brief description and year of the ORIGINAL PROJECT.:

414 character(s) left

A.5.b If you answered yes to Question A.5, please indicate if assets from your project have been deployed/shared in the past 12 months. Please be sure to include details about deployment/sharing that occurred.:

427 character(s) left

A. PROJECT WORKSHEET

A.6 Does this project increase capabilities (build/enhance), or does this project sustain capabilities at the current level?*

Build/Enhance ▾

A.6.a If you answered Build/Enhance to question A.6, has your agency coordinated with other agencies to determine if the resources requested are currently available within the region/state?:

Yes

No

Coordination example: contacted other agencies within your region to see if this capability/asset currently exists and is available.

A.6.b Explain coordination efforts made by your agency, as well as the outcome of the coordination efforts.:

Include what agencies were contacted and their responses.

442 character(s) left

A. PROJECT WORKSHEET

- A.7 – Provide a brief overall description of the project
- A.8 – Provide a summary of the specific project actions/items (how will grant funds be utilized to purchase/fund)
- A.9 – Provide an estimated timeframe of how long the project will take to complete
- A.10 – Provide what objectives the project is designed to accomplish (the purpose of the project)
- A.11 – Describe how the project aligns with/increases terrorism preparedness for the STATE
- A.12 - Describe how the project aligns with/increases terrorism preparedness for the REGION
- A.13 – Explain why the project is necessary for the STATE
- A.14 – Explain why the project is necessary for the REGION
- A.15 - Discuss how the requested item(s) will be sustained without grant funding

A. PROJECT WORKSHEET

A.7 Provide a brief overall description of the project*:

Concise overview of the project.

468 character(s) left

A.8 Provide a summary of specific project actions/items that will be purchased with grant funds*:

What are you wanting to purchase with these funds - summary/details of items.

422 character(s) left

A.9 Provide estimated duration of the project (how long will it take to complete this project)*:

What is the timeframe of how long it will take to complete this project [remember to include purchase/delivery/installation/claim within your timeline].
EX: one year or 18 months

321 character(s) left

A.10 What are the objectives this project is designed to accomplish? (the purpose of the project)*:

What is the purpose of this project - what is it going to accomplish in reference to terrorism preparedness?

392 character(s) left

A. PROJECT WORKSHEET

A.11 How does this project align with/increase terrorism preparedness for the state?*

Provide a summary of how the project aligns/increases terrorism preparedness for the STATE.

409 character(s) left

Please ensure to differentiate the project's alignment with terrorism preparedness in the state as a whole, rather than your region.

A.12 How does this project align with/increase terrorism preparedness for your region?*

Provide a summary of how the project aligns/increases terrorism preparedness for the REGION.

408 character(s) left

Please ensure to differentiate the project's alignment with terrorism preparedness in your region, rather than the state as a whole.

A.13 Why is this project necessary for the state?*

Describe why the project is necessary for the STATE.

448 character(s) left

Please ensure to differentiate why the project is necessary for the state as a whole, rather than your region.

A.14 Why is this project necessary for the region?*

Describe why the project is necessary for the REGION.

447 character(s) left

Please ensure to differentiate why the project is necessary for your region, rather than the state as a whole.

A.15 How does your agency plan to financially sustain the requested items in the future without grant funding?*

Discuss how this project will be sustained after the grant has closed and if it is not offered again.

399 character(s) left

B. PROJECT CAPABILITY, THIRA AND DUAL USE

- B.1– Did your agency participate in the development of your region’s THIRA? [YES/NO]
 - If yes, B.1.a - give a brief summary of your participation
 - If no, B.1.a - give a brief summary of why your agency did not participate
- Review the 2022 State THIRA and 2023 SPR to answer the following questions:
 - B.2 – Select the Primary Core Capability that best aligns to the project [drop down choices]
 - B.3 – Choose which category(s) of POETE your project addresses [click into box for options; can choose more than one]
 - B.4 – Explain how the project impacts the Capability Target on the THIRA/SPR for the Core Capability that you chose in B.2 and POETE category in B.3

B. Project Capability, THIRA and Dual Use

B.1 Did your agency participate in the development of your respective region's Threat and Hazard Identification and Risk Assessment (THIRA)?:

Yes No

B.1.a Please explain your agency's participation in the development of the THIRA.:

Provide brief summary of participation.
461 character(s) left

Please review the State 2022 MO THIRA and 2023 MO SPR to determine the following:

B.2 Which Primary Core Capability best aligns to this project?:

Operational Communications

B.3 Which POETE (Planning, Organization, Equipment, Training, and Exercise) category(s) does your project address? :

Equipment

B.4 How does this project impact the Capability Target listed on the State THIRA/SPR for the Core Capability selected in B.2 and the POETE category(s) selected in B.3?:

Explain how the project impacts the Capability Target on the THIRA and POETE category(s) chosen.
404 character(s) left

B. Project Capability, THIRA and Dual Use

B.1 Did your agency participate in the development of your respective region's Threat and Hazard Identification and Risk Assessment (THIRA)?:

Yes No

B.1.a Please explain why your agency did not participate.:

Provide brief summary of why your agency did not participate.
438 character(s) left

Please review the State 2022 MO THIRA and 2023 MO SPR to determine the following:

B.2 Which Primary Core Capability best aligns to this project?:

Operational Communications

B.3 Which POETE (Planning, Organization, Equipment, Training, and Exercise) category(s) does your project address? :

Equipment

B.4 How does this project impact the Capability Target listed on the State THIRA/SPR for the Core Capability selected in B.2 and the POETE category(s) selected in B.3?:

Explain how the project impacts the Capability Target on the THIRA and POETE category(s) chosen.
404 character(s) left

B. PROJECT CAPABILITY, THIRA, AND DUAL USE

- To find the Capability Target in the 2022 THIRA, search for the Core Capability you selected for B.2. The Capability Target will be listed underneath the Core Capability

Core Capability: Operational Communications

Functional Area(s) – Interoperable Communications Between Responders

Capability Target

Within **1 day(s)** of an incident, establish interoperable communications across **105** jurisdictions affected and with **143** partner organizations involved in incident management. Maintain for **1 year(s)**.

B. PROJECT CAPABILITY, THIRA, AND DUAL USE

- To find the Capability Target in the 2023 SPR, search for the Core Capability you selected for B.2. The Capability Target will be listed underneath the Core Capability

Core Capability: Operational Communications

Functional Area(s) – Interoperable Communications Between Responders

SPR Step 1: Assess Capabilities -Completed

Capability Target

Within **1 day(s)** of an incident, establish interoperable communications across **105** jurisdictions affected and with **143** partner organizations involved in incident management. Maintain for **1 year(s)**.

B. PROJECT CAPABILITY, THIRA, AND DUAL USE

- B.5 – Does the project support dual-use activities? [YES/NO]
 - If yes, B.5.a – Give a brief description of how it supports terrorism preparedness as well as other hazards unrelated to terrorism.

B.5 Does the requested project support dual-use activities?*

Yes

No

Dual-use activities are those that support the achievement of core capabilities related to the national priorities and terrorism preparedness while also simultaneously supporting enhanced preparedness for other hazards unrelated to acts of terrorism.

B.5.a Please describe how the project supports terrorism preparedness and how this project increases preparedness for other hazards unrelated to terrorism.:

Describe how it will support terrorism preparedness as well as other hazards unrelated to terrorism.

400 character(s) left

B. PROJECT CAPABILITY, THIRA, AND DUAL USE

- Review the National Priorities in the FY 2024 SHSP Notice of Funding Opportunity (NOFO). The document is linked in the instructions.
- B.6 – Does your project align to a National Priority? [YES/NO]
 - B.6.a – If yes, select the National Priority from the drop down.
 - B.6. b - Then choose the core capability the project aligns to from the drop down. **The core capability selected in B.6.b must align with the core capability previously selected in B.2**
 - B.6.c – Describe how project aligns with National Priority selected in B.6.a

Select the National Priority the project aligns with from the dropdown.

B.6.a National Priority*:

Select the Core Capability associated with the National Priority that the project aligns to from the dropdown.

B.6.b Core Capability*:

B.6.c Please describe how this project aligns with the National Priority selected in question B.6.a.:

A screenshot of a dropdown menu for selecting a Core Capability. The menu is open, showing a list of options. The top option, "Enhancing the protection of soft targets/crowded places", is highlighted in blue. Below it are five other options: "Enhancing information and intelligence sharing and analysis", "Combating domestic violent extremism", "Enhancing cybersecurity", "Enhancing community preparedness and resilience", and "Enhancing election security".

Enhancing the protection of soft targets/crowded places
Enhancing information and intelligence sharing and analysis
Combating domestic violent extremism
Enhancing cybersecurity
Enhancing community preparedness and resilience
Enhancing election security

B. PROJECT CAPABILITY, THIRA, AND DUAL USE

Please review the National Priorities in the FY 2024 SHSP Notice of Funding Opportunity.

1. Enhancing the protection of soft targets/crowded places
2. Enhancing information and intelligence sharing and analysis
3. Combating domestic violent extremism
4. Enhancing cybersecurity
5. Enhancing community preparedness and resilience
6. Enhancing election security

B.6 Does your project align to a National Priority?*

Yes

No

Select the National Priority the project aligns with from the dropdown.

B.6.a National Priority*:

Enhancing the protection of soft targets/crowded places

Select the Core Capability associated with the National Priority that the project aligns with. Please ensure the Core Capability chosen in B.6.b aligns with the Core Capability chosen in B.2.

B.6.b Core Capability*:

Operational coordination

B.6.c Please describe how this project aligns with the National Priority selected in question B.6.a.:

Describe how the project aligns with the National Priority selected in B.6.a.

423 character(s) left

C. PROJECT BACKGROUND

- The purpose of this section is to identify if funding from SHSP has been provided for this project in the past

C. Project Background

C.1 Was any portion of the proposed project funded with FY 2023 SHSP funds?*

Yes

No

C.2 Was any portion of the proposed project funded with FY 2022 SHSP funds?*

Yes

No

C.3 Was any portion of the proposed project funded with FY 2021 SHSP funds?*

Yes

No

- If the project was funded previously in one or all of the years listed, Select “Yes” and a text box will appear, requiring additional information

C. PROJECT BACKGROUND, CONT.

- List items and accomplishments that were completed

C. Project Background

C.1 Was any portion of the proposed project funded with FY 2023 SHSP funds?*

Yes No

What was the last major accomplishment/milestone that was completed with FY 2023 funds?

C.1.a FY 2023 Prior Accomplishments:

List what was purchased/supported

Ex: 2 mobile radios/4 portable radios/2 repeaters with installation OR licenses/software/supplies for badging unit OR Structural Collapse Training for 14 firefighters

291 character(s) left

C.2 Was any portion of the proposed project funded with FY 2022 SHSP funds?*

Yes No

What was the last major accomplishment/milestone that was completed with FY 2022 funds?

C.2.a FY 2022 Prior Accomplishments:

List what was purchased/supported

467 character(s) left

C.3 Was any portion of the proposed project funded with FY 2021 SHSP funds?*

Yes No

What was the last major accomplishment/milestone that was completed with FY 2021 funds?

C.3.a FY 2021 Prior Accomplishments:

List what was purchased/supported

467 character(s) left

D. DEPLOYABLE/SHAREABLE RESOURCES

- A deployable resource is an asset that is physically mobile and can be used anywhere in the United States and territories via Emergency Management Assistance Compacts (EMAC) or other mutual aid/assistance agreements
 - A deployable resource could be a communications vehicle, a generator, a CERT team, etc.
 - Example: A mobile radio may also be a deployable resource if the radio is to be installed in a patrol car (patrol officer with radio are the deployable resource)
- A shareable resource is an asset that can be utilized as a local, state, regional or national capability, but is not physically deployable (i.e., fusion center)

D. DEPLOYABLE/SHAREABLE RESOURCES

- D.I – Choose whether the project will support a resource that is Deployable/Shareable [YES/NO]
- If you select YES:
 - D.I.a. - Choose from the dropdown either Deployable or Shareable
 - D.I.b - Item Name – this refers to the Deployable/Shareable asset itself, this is not necessarily what is being purchased
 - An agency may be purchasing an item that is for sustainment or building of a larger asset, (i.e.; replacement SCBA tanks for a Homeland Security Response Team [HSRT]) the team is the deployable asset instead of the SCBA tank
 - An agency may be purchasing a mobile generator, the generator would be the item that is deployable
 - An agency may be purchasing a portable radio for a law enforcement officer. The law enforcement officer with portable radio would be the deployable item
 - D.I.c – Are there any special conditions or requirements on sharing the asset? [YES/NO]
 - If yes – D.I.c.1 – Explain the special conditions/requirements
- If you select NO:
 - D.I.a – Does this project fund resources that are a regional asset? [YES/NO]
 - If yes – D.I.b - Describe how the project is a regional asset

D. DEPLOYABLE/SHAREABLE RESOURCES

- A project must be deployable, shareable, or a regional asset to be eligible for funding under this grant

Note: The information in Section D is used in the application scoring process

D. DEPLOYABLE/SHAREABLE RESOURCES

■ If the asset is shareable:

D. Deployable/Shareable Resources

Deployable Resource: Identifies the availability and utility of an asset to multiple jurisdictions, regions, and the Nation; provides information on mobility of assets in an area. An asset that is physically mobile and can be used anywhere in the United States and territories via Emergency Management Assistance Compacts or other mutual aid/assistance agreements.

Shareable Resource: Provides information on the utility of a non-deployable shared asset in a region; identifies the asset's ability to augment and sustain a reinforced response within a region. An asset that can be utilized as a local, state, regional, or national capability, but is not physically deployable (i.e., fusion centers).

D.1 Does this project fund resources that are deployable or shareable?*

Yes

No

D.1.a Please select from the dropdown if the project funds resources that are deployable or shareable.:

Shareable Resource ▼

List the deployable/shareable resource.

D.1.b Item Name:

WebEOC

D.1.c Are there any special conditions/requirements on sharing the deployable/shareable resource(s)?:

Yes

No

Example: Specific requirements of equipment, operator, etc.

D.1.c.1 Please explain the special conditions/requirements on sharing the deployable/shareable resource.:

Provide details of what another agency needs to do to access the asset or product listed in D.1.b

403 character(s) left

D. DEPLOYABLE/SHAREABLE RESOURCES

■ If the asset is deployable:

D. Deployable/Shareable Resources

Deployable Resource: Identifies the availability and utility of an asset to multiple jurisdictions, regions, and the Nation; provides information on mobility of assets in an area. An asset that is physically mobile and can be used anywhere in the United States and territories via Emergency Management Assistance Compacts or other mutual aid/assistance agreements.

Shareable Resource: Provides information on the utility of a non-deployable shared asset in a region; identifies the asset's ability to augment and sustain a reinforced response within a region. An asset that can be utilized as a local, state, regional, or national capability, but is not physically deployable (i.e., fusion centers).

D.1 Does this project fund resources that are deployable or shareable?*:

Yes

No

D.1.a Please select from the dropdown if the project funds resources that are deployable or shareable.:

Deployable Resource ▼

List the deployable/shareable resource.

D.1.b Item Name:

HSRT

D.1.c Are there any special conditions/requirements on sharing the deployable/shareable resources(s)?:

Yes

No

Example: Specific requirements of equipment, operator, etc.

D.1.c.1 Please explain the special conditions/requirements on sharing the deployable/shareable resource.:

Provide details of what another agency needs to do to access the asset or project listed in D.1.b

403 character(s) left

D. DEPLOYABLE/SHAREABLE RESOURCES

■ If a regional asset:

D. Deployable/Shareable Resources

Deployable Resource: Identifies the availability and utility of an asset to multiple jurisdictions, regions, and the Nation; provides information on mobility of assets in an area. An asset that is physically mobile and can be used anywhere in the United States and territories via Emergency Management Assistance Compacts or other mutual aid/assistance agreements.

Shareable Resource: Provides information on the utility of a non-deployable shared asset in a region; identifies the asset's ability to augment and sustain a reinforced response within a region. An asset that can be utilized as a local, state, regional, or national capability, but is not physically deployable (i.e., fusion centers).

D.1 Does this project fund resources that are deployable or shareable?*

 Yes No

D.1.a Does this project fund resources that are a regional asset?:

 Yes No

Projects must support a deployable/shareable resource or be a regional asset to be eligible for funding.

D.1.b. Please explain how the requested project is a regional asset.:

448 character(s) left

D. DEPLOYABLE/SHAREABLE RESOURCES

- If you select “YES” to D.I. that the project supports a resource that is deployable/shareable

USING THE LINK PROVIDED FOR THE FEMA RESOURCE TYPING LIBRARY TOOL:

- D.I.d – Is the deployable resource NIMS Kind & Typed? [YES/NO]
 - If you select Yes:
 - D.I.d.1 – Provide the name of the resource listed in the NIMS K&T Library
 - D.I.d.2 – Provide the NIMS K&T ID number listed for the resource in the NIMS K&T Library
 - Ex: Mobile Communications Center (Mobile EOC); 2-508-1053
- Kind & Type Information
 - NIMS Kind and Type name/ID number found on the following website:
<https://rtlt.preptoolkit.fema.gov/Public>

D. DEPLOYABLE RESOURCES



Resource Typing Library Tool

[Home](#)[Browse](#)[Links & Tools](#)[About](#)[Help](#)

Welcome to the Resource Typing Library Tool (RTL), an online catalogue of national resource typing definitions, position qualifications and Position Task Books (PTBs) provided by the Federal Emergency Management Agency (FEMA) National Integration Center (NIC).

[Search](#)[Browse](#)[Links & Tools](#)[About](#)[Help](#)

NIMS KIND AND TYPING

Mobile Communications Center (Also referred to as "Mobile EOC")

ID: 2-508-1053
Status: Published
Updated: 11/19/2019 11:23:41 AM
Released: 07/12/2005
Resource Category: Incident Management

Core Capabilities

Primary: Operational Communications
Secondary: Public and Private Services and Resources
Supporting:

DESCRIPTION	
RESOURCE CATEGORY	Incident Management
RESOURCE KIND	Vehicle
OVERALL FUNCTION	
COMPOSITION AND ORDERING SPECIFICATIONS	

Each type of resource builds on the qualifications of the type below it. For example, Type 1 qualifications include the qualifications in Type 2, plus an increase in capability. Type 1 is the highest qualification level.

COMPONENT	TYPE 1	TYPE 2	TYPE 3	TYPE 4	NOTES
VEHICLE CHASSIS	48'-53' custom trailer, bus chassis, conventional cab/van chassis, or diesel motorhome chassis with or without slide-out room	35'-40' motorhome chassis with or without slide-out room	25'35' Gas or diesel motorhome chassis, or custom trailer (trailer does not require additional tow vehicle)	Converted SUV or Travel Trailer, or 25'-40' custom built trailer (trailer does not require additional tow vehicle)	Not Specified
EQUIPMENT INTERIOR	6-10 workstations, with private meeting area for Command personnel	4-6 workstations, with private meeting area for Command personnel	2-4 workstations	1-2 workstations	Not Specified
EQUIPMENT RADIO FREQUENCY TRANSCEIVERS	RF Communications with adjoining agencies, State agencies through mutual aid transceiver and any other frequencies	RF Communications with adjoining agencies, State agencies through mutual aid transceiver and any other frequencies	RF Communications with adjoining agencies, State agencies through mutual aid transceiver	RF Communications within jurisdiction and with adjoining agencies	Not Specified

E. AUDIT CERTIFICATION

- Utilizing your agency's most recent audit or financial statement, please complete all required fields in the "Audit Details" section
 - If your agency does not have an audit, complete this section utilizing your most recent annual financial statement and attach the statement in lieu of the audit
 - *Note – If your audit covered a period that ended more than three years ago, please provide the most recent financial statement for your agency's last fiscal year, as well as a copy of the audit
- All attachments will be uploaded in the "Named Attachment" form on the application

E. AUDIT CERTIFICATION

- Using your most recent audit, annual financial statement, and/or SEFA, complete the “Audit Certification” section indicating whether the \$750,000 threshold for federal audits was met per Part 2 CFR 200.501
 - The \$750,000 federal expenditure threshold is met when an agency has **expended \$750,000** or more in federal funds during their last fiscal year. This information can be found on the agency’s most recent audit, annual financial statements, and/or SEFA. (The total amount of federal funds expended is derived from **all federal sources**, not just Department of Homeland Security funds)

E. AUDIT CERTIFICATION

E. Audit Details

E.1 Has the Applicant Agency exceeded the federal expenditure threshold of \$750,000 in federal funds during agency's last fiscal year?*

Yes

No

If the applicant agency exceeded the federal expenditure threshold in their last fiscal year, they must have their Single Audit or Program Specific Audit completed and submitted to the DPS/OHS within nine (9) months after the end of the audited fiscal year.

E.2 Date last audit/financial statement completed.*:

12/31/2023

If an agency has never had an audit, please enter the date of their last annual financial statement.

E.3 By checking this box the applicant agency understands they are required to upload a copy of the agency's most recent completed audit (or annual financial statement) in the Named Attachments section of this application*:



F. RISK ASSESSMENT

F. Risk Assessment

- The “Risk Assessment” Component is to gather information the awarding agency (DPS/OHS or RPC/COG) will use to conduct a risk assessment, of your agency, as required by 2 CFR 200.332 (b)
- Depending on the responses to these questions, the awarding agency may contact you for additional information

F.1 Does the applicant agency have new personnel that will be working on this award?*

Yes No

New personnel is defined as working with this award type less than 12 months.

F.1.a If you answered yes to Question F.1, please list the name(s) of new personnel and their title(s):

List names and titles of new personnel

212 character(s) left

F.2 Does the applicant agency have a new fiscal or time accounting system that will be used on this award?*

Yes No

New fiscal or time accounting system is defined as a system being utilized less than 12 months within the applicant agency.

F.2.a Please describe the new fiscal or time accounting system that will be used on this award.:

Detail the type of accounting system

214 character(s) left

F.3 Does the applicant agency receive any direct Federal awards?*

Yes No

Direct grants are grants that you apply directly to the federal government for and there is no intermediary agency such as OHS.

F.3.a Please list the direct Federal awards the agency receives.:

List all direct Federal awards your agency receives; this can also be attached at a document

407 character(s) left

F.4 Did the applicant agency receive any Federal monitoring on a direct federal award in their last fiscal year?*

Yes No

F.4.a Please list the direct awards that were monitored and indicate if there were any findings or recommendations.:

List the direct Federal awards that were monitored and indicate what the findings/recommendations were; this can also be attached as a document

357 character(s) left

G. NIMS COMPLIANCE

- Select yes or no to the fourteen questions in the “National Incident Management System (NIMS)” section

- If your agency is a Regional Planning Commission (RPC) or Council of Government (COG) and questions G.1-G.14 do not apply to your organization, select N/A

G. National Incident Management System (NIMS)

Please select Yes/No to questions G.1-G.14. If you answer no to any of these questions, explain planned activities during the grant period to strive towards being NIMS compliant in G.15.

If your agency is a Regional Planning Commission (RPC) or Council of Government (COG) and questions G.1-G.14 do not apply, select N/A.

G.1 Has the jurisdiction formally adopted the National Incident Management System (NIMS) throughout the jurisdiction or organization to prevent, protect against, mitigate, respond to, and recover from incidents?*

Yes ▾

G.2 Has the jurisdiction ensured training for the incident personnel incorporates NIMS training that is pertinent to each individual's incident responsibilities in alignment with the NIMS training program?*

Yes ▾

G.3 Does the jurisdiction develop, maintain, and implement mutual aid agreements (to include agreements with the private sector and nongovernmental organizations)?*

Yes ▾

G.4 Does the jurisdiction apply ICS as the standard approach to the on-scene command, control, and coordination of incidents?*

Yes ▾

G.6 Does the jurisdiction identify and inventory deployable incident resources consistently with national NIMS resource typing definitions and job titles/position qualifications, available through the Resource Typing Library Tool?*

Yes ▾

G.7 Has your agency designated a point of contact to serve as the principal coordinator for the implementation of NIMS?*

Yes ▾

G.8 Has your agency adopted NIMS terminology for the qualification, certification, and credentialing of incident personnel?*

Yes ▾

G.9 Does your agency use the NIMS Resource Management Process during incidents? (Identify requirements, order and acquire, mobilize, track and report, demobilize, reimburse and restock)?*

Yes ▾

G.10 Does your agency implement JIS for the dissemination of incident information to the public, incident personnel, traditional and social media, and other stakeholders?*

Yes ▾

G.11 Does your agency use MAC Groups/Policy Groups during incidents to enable decision making among elected and appointed officials and support resource prioritization and allocation?*

Yes ▾

G.12 Does your agency organize and manage EOC's and EOC teams consistent with pertinent NIMS guidance?*

Yes ▾

G.13 Does your agency apply plain language and clear text communications standards?*

Yes ▾

G.14 Does your agency develop, maintain, and implement procedures for data collection, analysis, and dissemination to meet organizational needs for situational awareness?*

Yes ▾

G. NIMS COMPLIANCE

- If you answer no to any questions G.1-G.14, please explain planned activities during the grant period to strive towards NIMS compliance in G.15

If answered **No** to any questions G.1-G.14, please explain planned activities during grant period to strive towards being NIMS compliant.

G.15 Planned Activities:

Describe planned activities moving towards NIMS compliance

442 character(s) left

F. CERTIFIED ASSURANCES

The “Certified Assurances” section MUST be completed with the agency’s correct Authorized Official to be considered *eligible for funding*

****If the Authorized Official has a different title, than those listed above, official documentation naming that position as the Authorized Official for your agency MUST be included in the application attachments or your application will not be considered for funding****

If you are unsure who your Authorized Official should be for your agency, please contact the Missouri Office of Homeland Security at 573-522-6125

Applications can be saved without the Authorized Official’s information while they review, but MUST be completed before form can be marked complete and submitted

If the incorrect Authorized Official is listed in H.2/H.3 of the application, the application will be deemed ineligible for funding


F. CERTIFIED ASSURANCES

H. Certified Assurances

To the best of my knowledge and belief, all data in this application is true and correct, the document has been duly authorized by the governing body of the applicant, and the applicant attests to and/or will comply with the following Certified Assurances if the assistance is awarded:

SHSP Certified Assurances

H.1 By checking this box, I have read and agree to the terms and conditions of this grant*:



In order to be considered eligible for funding, the correct Authorized Official must be designated and have knowledge of the certified assurances associated with this funding opportunity.


If the incorrect Authorized Official is listed in H.2 and H.3 of the application, the application will be deemed ineligible for funding.

The Authorized Official is the individual who has the authority to legally bind the applicant into a contract and is generally the applicant's elected or appointed chief executive. For example:

- If the applicant agency is a city, the Mayor or City Administrator shall be the Authorized Official
- If the applicant agency is a county, the Presiding County Commissioner or County Executive shall be the Authorized Official
- If the applicant agency is a State Department, the Director shall be the Authorized Official
- If the applicant agency is a college/university, the President shall be the Authorized Official
- If the applicant agency is a nonprofit, the Board Chair/President shall be the Authorized Official
- If the applicant agency is an Regional Planning Commission (RPC) or Council of Government (COG), the Executive Director shall be the Authorized Official
- If the applicant agency is a special district, such as Fire Protection District or Ambulance District, the Board Chair/President shall be the Authorized Official
- If the applicant agency is a school district, the Superintendent or School Board President shall be the Authorized Official

If a designee is being utilized to authorize the application, the Missouri Department of Public Safety (DPS) reserves the right to request documentation that indicates the designee has the authority to legally bind the applicant into a contract in lieu of the Authorized Official at the time of application submission.

****If the Authorized Official has a different title, than those listed above, official documentation naming that position as the Authorized Official for your agency must be included in the application attachments or your application will not be considered for funding****



The above list is not an all-inclusive list. If your agency does not fall into the above listed categories, or if you are unsure of who the Authorized Official is for your agency, please contact the Missouri Department of Public Safety (DPS)/Office of Homeland Security (OHS) at (573) 522-6125.

H.2 Authorized Official Name*:

H.3 Title of Authorized Official*:

H.4 Name of person completing this application*:

H.5 Title of person completing this application*:

H.6 By checking this box, I certify I have read and understand that the correct Authorized Official MUST be designated on this form in question H.2 and H.3 in order to be eligible for funding*:



H.7 Date*:

INTEROPERABLE COMMUNICATIONS

- Review the [Radio Interoperability Guidelines](#) to complete this form
- 1. Are you applying for interoperable communications equipment? [YES/NO]
 - If YES:
 - 2. Does your agency currently utilize the Missouri Statewide Interoperability Network (MOSWIN) for interoperability ONLY (i.e., mutual aid/statewide communications only, not day-to-day operations)? [YES/NO]
 - If YES:
 - 3. Does your agency have long term plans to fully integrate communications to the MOSWIN?
 - If NO:
 - 2.a. Describe your agency's internal use of the MOSWIN
 - 3. Does your agency have long term plans to fully integrate communications to the MOSWIN

INTEROPERABLE COMMUNICATIONS

■ If YES:

☰ Radio Interoperability

Refer to the [Radio Interoperability Guidelines](#) for Interoperable Communications Equipment Requirements that MUST be met in order to be eligible for funding.

1. Are you applying for interoperable communications equipment?:

Yes

No

2. Does your agency currently utilize the Missouri Statewide Interoperability Network (MOSWIN) for interoperability ONLY (i.e., mutual aid/statewide communications only, not day-to-day operations)?:

Yes

No

3. Does your agency have long term plans to fully integrate communications to the MOSWIN? :

Describe whether your agency has plans to integrate to the MOSWIN

185 character(s) left

■ If NO:

1. Are you applying for interoperable communications equipment?:

Yes

No

2. Does your agency currently utilize the Missouri Statewide Interoperability Network (MOSWIN) for interoperability ONLY (i.e., mutual aid/statewide communications only, not day-to-day operations)?:

Yes

No

2.a If no, describe your agency's internal use of the MOSWIN.:

Detail how your agency uses MOSWIN

216 character(s) left

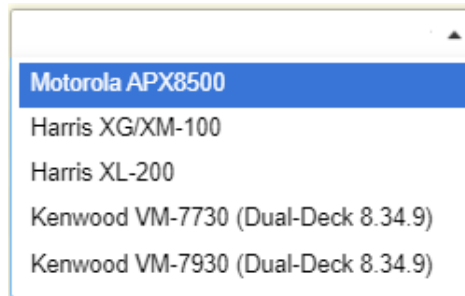
3. Does your agency have long term plans to fully integrate communications to the MOSWIN? :

Describe whether your agency has plans to integrate to the MOSWIN

185 character(s) left

INTEROPERABLE COMMUNICATIONS

- 4. Are you applying for a mobile radio(s) (vehicle dash mounted, remote mount, or base station)? [YES/NO]
 - If YES:
 - 4.a Will the mobile radio be installed in a vehicle? [YES/NO]
 - If YES:
 - 4.a.1 Is the vehicle the mobile radio will be installed in agency owned? [YES/NO]
 - MOBILE RADIOS PURCHASED WITH SHSP FUNDING **MUST** BE INSTALLED IN AGENCY OWNED VEHICLES (no personal vehicles are allowed)
 - 4.b Please provide the agency's current ratio of MOSWIN mobile radios to response vehicles
 - 4.c Eligible mobile radios are listed in the dropdown menu. Select the model you are applying for:



A screenshot of a dropdown menu with a white background and a thin border. The menu is open, showing a list of mobile radio models. The top item, 'Motorola APX8500', is highlighted with a blue background. Below it are 'Harris XG/XM-100', 'Harris XL-200', 'Kenwood VM-7730 (Dual-Deck 8.34.9)', and 'Kenwood VM-7930 (Dual-Deck 8.34.9)'. A small upward-pointing arrow is visible at the top right of the menu box.

Motorola APX8500
Harris XG/XM-100
Harris XL-200
Kenwood VM-7730 (Dual-Deck 8.34.9)
Kenwood VM-7930 (Dual-Deck 8.34.9)

INTEROPERABLE COMMUNICATIONS

4. Are you applying for a mobile radio(s) (vehicle dash mounted, remote mount or base station)?:

Yes No

4.a Will the mobile radio be installed in a vehicle?:

Yes No

4.a.1 Is the vehicle the mobile radio will be installed in agency owned?:

Yes No

Mobile radios purchased with SHSP funds CANNOT be installed in personal vehicles.

4.b Please provide the agency's current ratio of MOSWIN mobile radios to response vehicles.:

Provide the number of MOSWIN mobile radios installed in response vehicles and the number of overall response vehicles [include vehicles that do not have MOSWIN mobile radios]

76 character(s) left

For Example: Agency has 10 response vehicles and 6 mobile radios for the vehicles.

4.c Eligible mobile radios are listed in the dropdown menu. Please select the model you are applying for:

Motorola APX8500

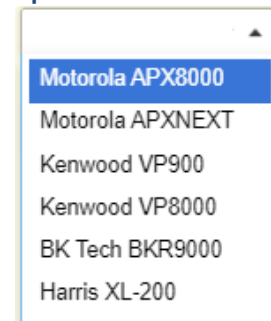
INTEROPERABLE COMMUNICATIONS

■ 5. Are you applying for a portable radio(s) (handheld)? [YES/NO]

■ If YES:

■ 5.a Please provide the agency's current ratio of MOSWIN portable radios to personnel

■ 5.b Eligible portable radios are listed in the dropdown menu.
Please select the model you are applying for:



A screenshot of a dropdown menu with a white background and a thin border. The menu is open, showing a list of radio models. The first item, 'Motorola APX8000', is highlighted with a blue background. The other items are: 'Motorola APXNEXT', 'Kenwood VP900', 'Kenwood VP8000', 'BK Tech BKR9000', and 'Harris XL-200'. A small upward-pointing arrow is visible at the top right of the menu.

■ 5.c As required by the Radio Interoperability Guidelines, portable radios must be paired with an existing agency-owned and installed MOSWIN mobile radio via public safety grade in-car repeater. Do you currently have a public safety grade in-car repeater? [YES/NO]

■ If YES:

■ 5.c.1 Provide the model and manufacturer of the mobile radio

■ If NO:

■ 5.c.1 Is this application also requesting a MOSWIN mobile radio to pair with the portable radio(s) being requested? [YES/NO]

■ If **no** - The application is not eligible for funding

INTEROPERABLE COMMUNICATIONS

If you have MOSWIN mobile radio(s) installed currently:

5. Are you applying for a portable radio(s) (handheld)?: Yes No

5.a Please provide the agency's current ratio of MOSWIN portable radios to personnel.:
55 character(s) left
For Example: Agency has 10 first responders and 6 portable radios.

5.b Eligible portable radios are listed in the dropdown menu. Please select the model you are applying for:

5.c As required by the MO DPS Radio Interoperability Guidelines, portable radios must be paired with an existing agency-owned and installed MOSWIN mobile radio via a public safety grade in-car repeater. Do you currently have a MOSWIN mobile radio to pair with portable radio(s) being requested?: Yes No

5.c.1 If yes, please provide the model and manufacturer of the mobile radio.:
484 character(s) left

If you do not have MOSWIN mobile radio(s) installed currently:

5.a Please provide the agency's current ratio of MOSWIN portable radios to personnel.:
55 character(s) left
For Example: Agency has 10 first responders and 6 portable radios.

5.b Eligible portable radios are listed in the dropdown menu. Please select the model you are applying for:

5.c As required by the MO DPS Radio Interoperability Guidelines, portable radios must be paired with an existing agency-owned and installed MOSWIN mobile radio via a public safety grade in-car repeater. Do you currently have a MOSWIN mobile radio to pair with portable radio(s) being requested?: Yes No

5.c.1 Is this application also requesting a MOSWIN mobile radio to pair with the portable radio(s) being requested?: Yes No

INTEROPERABLE COMMUNICATIONS

- 5.d Portable radios must be paired with an existing agency-owned and installed MOSWIN mobile radio via a public safety grade in-car repeater. Do you currently have a public safety grade in-car repeater to pair with the portable radio(s) being requested? [YES/NO]
 - If YES:
 - 5.d.I Provide the model and manufacturer of the in-car repeater
 - If NO:
 - 5.d.I Are you applying for a public safety grade in-car repeater or in the process of acquiring one through other funding sources? [YES/NO]
 - If YES:
 - 5.d.I(a) Please provide the agency's current ratio of in-car repeaters to response vehicles
 - 5.d.I(b) If yes, please provide the funding source, manufacturer, and model you are in process of acquiring
 - **If NO, THE APPLICATION IS NOT ELIGIBLE FOR FUNDING**
- 6. – Does the vendor quote for the requested radio(s) include the encryption requirements as listed on the Radio Interoperability Guidelines? [YES/NO]
- 7. – Check the box stating that your agency understands the requirement to upload a quote for the requested interoperable communications equipment in the Named Attachments
 - **IF THE QUOTE IS NOT ATTACHED AT TIME OF SUBMISSION, THE APPLICATION WILL NOT BE ELIGIBLE FOR FUNDING**

INTEROPERABLE COMMUNICATIONS

■ If yes:

5.d As required by the MO DPS Radio Interoperability Guidelines, portable radios must be paired with an existing agency-owned and installed MOSWIN mobile radio via a public safety grade in-car repeater. Do you currently have a public safety grade in-car repeater? :

Yes No

5.d.1 If yes, please provide the model and manufacturer of the in-car repeater.:

Enter the model number and manufacturer of the in-car repeater
Ex: Pyramid SVR-200V

416 character(s) left

6. Does the vendor quote for the requested radios include the encryption requirements as listed on the Radio Interoperability Guidelines?:

Yes No

7. By checking this box, the applicant agency understands they are required to upload a quote for the requested interoperable communications equipment in the Named Attachments Component of the application.:

■ If no:

5.d As required by the MO DPS Radio Interoperability Guidelines, portable radios must be paired with an existing agency-owned and installed MOSWIN mobile radio via a public safety grade in-car repeater. Do you currently have a public safety grade in-car repeater? :

Yes No

5.d.1 Are you applying for a public safety grade in-car repeater or in the process of acquiring one through other funding sources?:

Yes No

5.d.1(a) Please provide the agency's current ratio of in-car repeaters to response vehicles.:

Provide the number of in-car repeaters installed in response vehicles and the number of overall response vehicles [include vehicles that do not have in-car repeaters]

84 character(s) left

For Example: Agency has 10 vehicles and 6 in-car repeaters.

5.d.1(b) If yes, please provide the funding source, manufacturer, and model you are in process of acquiring.:

List the manufacturer, model number of the repeater, and the funding source that will be purchasing it

398 character(s) left

6. Does the vendor quote for the requested radios include the encryption requirements as listed on the Radio Interoperability Guidelines?:

Yes No

7. By checking this box, the applicant agency understands they are required to upload a quote for the requested interoperable communications equipment in the Named Attachments Component of the application.:

BUDGET FORM

- Select the Budget Component – opens to the budget worksheet
 - When it opens to the budget worksheet, you will need to select “Save Multi-List”, before anything else can be completed



- Enter each budget line by selecting “Add Row” and completing all required information, then “Save Row” and “Add Row” if additional budget lines are needed
 - Personnel
 - Benefits
 - Travel
 - Equipment
 - Supplies/Operations
 - Contractual

BUDGET FORM

☰ Equipment - Multi-List

+ Add Row

To include equipment in your budget, select "Add Row". If the project includes more than one equipment item, repeat this step for each person. All equipment items are defined as tangible property having an acquisition cost of \$5,000 or more, and a useful life of more than one year.

All Equipment purchased has to be an allowable item on the **Authorized Equipment List (AEL)**.

Equipment quotes may be uploaded in Names Attachment component of the application.

Line Item Name	AEL #	Qty	Unit Cost	Total Cost	Discipline	Function	Allowable Activity
----------------	-------	-----	-----------	------------	------------	----------	--------------------

No Data for Table

+ Add Row

☰ Equipment

Save Row

To include equipment in your budget, select "Add Row". If the project includes more than one equipment item, repeat this step for each person. All equipment items are defined as tangible property having an acquisition cost of \$5,000 or more, and a useful life of more than one year.

All Equipment purchased has to be an allowable item on the **Authorized Equipment List (AEL)**.

Equipment quotes may be uploaded in Names Attachment component of the application.

Line Item Name*:

AEL #*:

Qty*:

Unit Cost:

Total Cost*:

Discipline*:

Select primary discipline benefiting from equipment.

Function*:

Select the EQUIPMENT function area for this budget line.

Allowable Activity*:

Select one primary activity the budget line is benefiting.

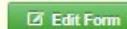
Save Row

Either of these work

BUDGET FORM

- Provide required justification for all budget lines by selecting “Edit Form” at the right of the Narrative Justification section you are working on
- Justification for all sections will open and can be completed at one time; scroll to the one(s) you need
- Select “Save Form” when finished; you can also select “Save Multi-List” which will save all updates made under each budget section

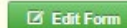
☰ Narrative Justification - Equipment

 Edit Form

Detailed narrative justification is required for all budget line(s). This justification should fully explain the need for acquisition. To provide the required justification for a budget line item(s), select "Edit Form".

Provide separate justifications for each line item being requested. Address why the requested item is necessary for the success of the proposed project. Indicate who will use the item, how the item will be used and where the item will be housed. Also provide a cost basis for the amount requested. For example: (3 mobile radios @ \$5,500.00 each). Please Note: Per the [Missouri Department of Public Safety Radio Interoperability Guidelines](#), a quote is required for all radio interoperability equipment.

10000 Character Limit

 Edit Form



BUDGET FORM

- The instructions for each budget section provides a description of what information should be included in the budget narrative justifications

Narrative Justification - Equipment Save Form

Detailed narrative justification is required for all budget line(s). This justification should fully explain the need for acquisition. To provide the required justification for a budget line item(s), select "Edit Form".

Provide separate justifications for each line item being requested. Address why the requested item is necessary for the success of the proposed project. Indicate who will use the item, how the item will be used and where the item will be housed. Also provide a cost basis for the amount requested. For example: (3 mobile radios @ \$5,500.00 each). Please Note: Per the Missouri Department of Public Safety Radio Interoperability Guidelines, a quote is required for all radio interoperability equipment.

JUSTIFY THE ITEMS TO BE PURCHASED, INCLUDE A COST BASIS

Who, what, where, why, how, when (if needed for training, etc.), how much

10000 Character Limit

Paragraphs: 2, Words: 23, Characters (with HTML): 251

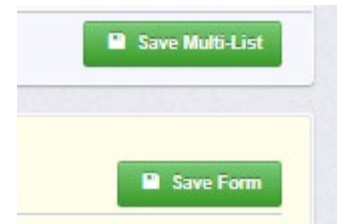
Track your character limit!

Save Form

- **DO NOT** put "See attachment" in the narrative justifications! Each section must be completed. If you have information that will not fit in the justification, please enter a summary in the justification and then include the statement "Additional information can be located in the "Named Attachment" section
- When justifications for all sections have been completed, select "Save Form"

BUDGET FORM

- If you run out of character space in the justification section, you can continue the details in another justification section that you will not be using
 - Make sure to mark/direct the continuation accordingly [Ex: Equipment budget continued in Contractual narrative section]
- Once you have completed all of the necessary budget lines and justification sections to your satisfaction, select “Save Form” or “Save Multi-List”



- Then select “Mark as Complete”



BUDGET – PERSONNEL/BENEFITS

■ Personnel

- In the justification provide each employee, what duties they will be required to complete for the project, their salary, and their estimated hours spent on the project as a cost basis

■ Personnel Benefits

- In the justification list each employee, what benefits they receive, the cost of each benefit and how it is determined (e.g.; monthly, or percentage based) and the rate

BUDGET - TRAVEL

- Each travel event should be listed in the justification and include a full cost basis for the amount requested, including:
 - Justification for the travel
 - Number of staff traveling
 - Estimated dates and location
 - What costs are being requested and the estimated rate (i.e., lodging, meals/per diem, conference fees, mileage/airline)

BUDGET – TRAVEL

- Meal per diem rates cannot exceed the rates approved by the Missouri Office of Administration
 - <https://acct.oa.mo.gov/state-employees/travel-portal/meals-per-diem>
- Mileage rates cannot exceed the state rates approved by the Missouri Office of Administration
 - <https://acct.oa.mo.gov/state-employees/travel-portal/mileage>
- Lodging rates cannot exceed the established CONUS rates
 - <https://www.gsa.gov/travel/plan-book/per-diem-rates?gsaredirect=portalcategory>
- Each agency must follow their own travel policy

BUDGET – EQUIPMENT

- Equipment is defined as tangible, personal property (including information technology systems) having a useful life of more than one year and a per-unit acquisition cost of \$5,000.00 or more [new for FY 2024]
- Authorized Equipment List (AEL) Number is required on the budget, link to site provided in instructions

☰ Equipment - Edit

To include equipment in your budget, select "Add Row". If the project includes more than one equipment item, repeat this step for each person. All equipment items are defined as tangible property having an acquisition cost of \$5,000 or more, and a useful life of more than one year.

All Equipment purchased has to be an allowable item on the **Authorized Equipment List (AEL)**.



Equipment quotes may be uploaded in Names Attachment component of the application.

BUDGET FORM – EQUIPMENT

- Search the site for the correct AEL number
- The section name will correspond to the allowable activity on the budget line

Authorized Equipment List

The Authorized Equipment List (AEL) is a list of approved equipment types allowed under FEMA's preparedness grant programs. The intended audience of this tool is emergency managers, first responders, and other homeland security professionals. The list consists of 21 equipment categories divided into categories, sub-categories and then individual equipment items. NOTE: There are no commercially available products listed; it only consists of equipment types.

[Subscribe to Authorized Equipment List](#)

[Download CSV](#)

Search

Search by item number, item title, keyword, or grant program and then click Apply. Search results display below.

Section

- Please select -

Select a primary section, category and sub-category and then click Apply.

FEMA Related Grant Programs

- Any -

[Apply](#)

BUDGET FORM – EQUIPMENT

- The justification needs to include a cost basis for the amount requested
 - Please attach a quote or cost basis to the Named Attachments section of the application if available
 - **NOTE: Quotes are REQUIRED for all interoperable communications requests**

BUDGET – SUPPLIES

- The justification should be provided for each supply requested to include:
 - Justification for how the item supports the project
 - Why the amount requested is necessary
 - Cost basis
 - In addition, please attach a quote or cost basis to the **Named Attachments section of the application if available**
- For a service that fits the criteria for supplies, the dates covered must be provided (e.g.; annual software license, phone, or internet service)

BUDGET – CONTRACT

- Contracts for Services should include a full justification
 - What will be provided by the contract
 - Estimated dates of service or delivery
 - Why is this contract needed to support the project
 - Cost basis for amount requested
 - In addition, please attach a quote or cost basis to the Named Attachments section of the application if available

NAMED ATTACHMENTS

All attachments must be included in this section

- Required Attachments
 - Audit/Financial Statement
- Other Supporting Attachments (if applicable)
 - Quotes or Cost Basis
 - Other supporting information (up to 5 attachments)

NAMED ATTACHMENTS

- To add each attachment, select the name of the attachment

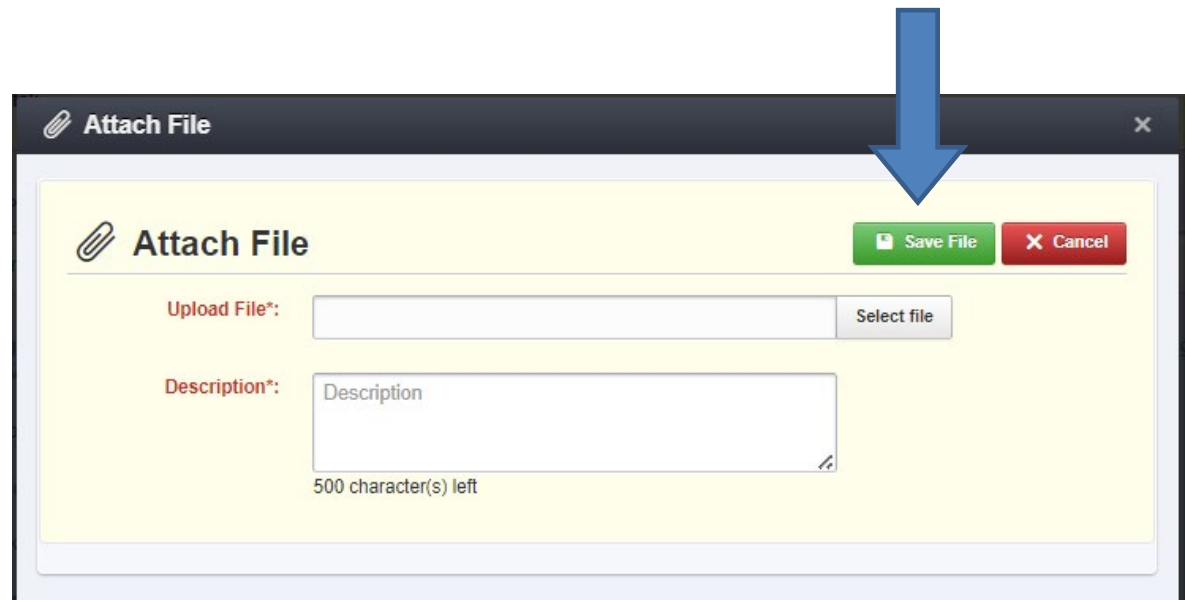


📎 - Named Attachments ✓ Mark as Complete							
Named Attachment	Required	Description	File Name	Type	Size	Upload Date	Delete?
Audit/Financial Statement (REQUIRED)*	✓						
Quote or Cost Basis							
Other Supporting Information							
Other Supporting Information							
Other Supporting Information							
Other Supporting Information							
Other Supporting Information							

- The applicant agency's most recent audit/financial statement is required and must be uploaded before the form can be marked complete

NAMED ATTACHMENTS

- Browse to select document
- Add a description to identify the document in the application, and select “Save File”



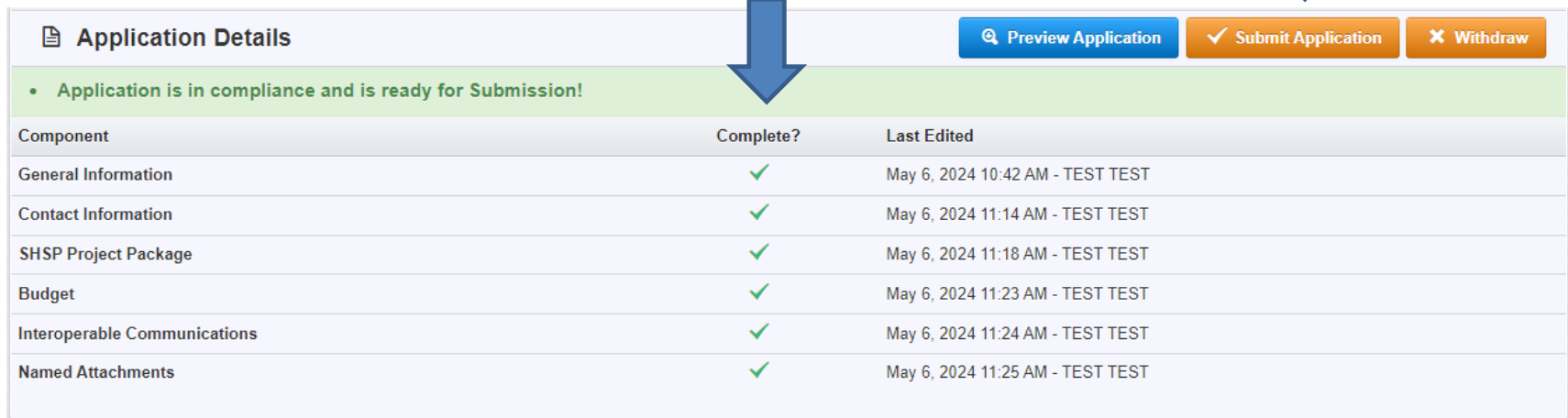
The screenshot shows a dialog box titled "Attach File" with a close button (X) in the top right corner. The dialog has a yellow background and contains the following elements:

- A paperclip icon and the text "Attach File" at the top left.
- A green "Save File" button and a red "Cancel" button at the top right.
- An "Upload File*" label followed by a text input field and a "Select file" button.
- A "Description*" label followed by a text area containing the word "Description".
- A character count "500 character(s) left" below the text area.

A large blue arrow points from the top of the dialog down to the "Save File" button.

SUBMISSION

- All forms **must be** marked complete in order to submit the application
- When everything is complete select “Submit Application”



Application Details

Preview Application Submit Application Withdraw

- Application is in compliance and is ready for Submission!

Component	Complete?	Last Edited
General Information	✓	May 6, 2024 10:42 AM - TEST TEST
Contact Information	✓	May 6, 2024 11:14 AM - TEST TEST
SHSP Project Package	✓	May 6, 2024 11:18 AM - TEST TEST
Budget	✓	May 6, 2024 11:23 AM - TEST TEST
Interoperable Communications	✓	May 6, 2024 11:24 AM - TEST TEST
Named Attachments	✓	May 6, 2024 11:25 AM - TEST TEST

APPLICATION REVIEW TIMELINE

- SHSP DPS/OHS administrative review:
 - June 17 – July 15 2024
- SHSP Peer Review/Scoring:
 - July 16 – July 31, 2024
- SHSP RHSOC Funding Determinations:
 - August 2024 Quarterly RHSOC Meetings
- LETPA DPS/OHS Administrative Review:
 - September 16 – 30, 2024
- LETPA Scoring/Funding Determinations:
 - October 1 – 15, 2024

ADMINISTRATIVE REVIEW

During the administrative review process the following will be considered:

■ **Allowable**

- Authorized Equipment List (AEL)
- Authorized by law or regulation
- Allowable in the Notice of Funding Opportunity

■ **Allocable**

- Falls into POETE (Planning/Organization/Equipment/Training/Exercise)
- Code of Federal Regulations (CFRs)
- Within scope of the grant

■ **Reasonable**

- Does not exceed what a prudent person would incur in the circumstance

■ **Necessary**

- A cost that is required for proper and efficient performance of the grant

APPLICATION PEER REVIEW QUESTIONS

1. Is this a build/enhance or sustainment project?
2. Does the project align to the selected Primary Core Capability?
3. Does the project beneficially impact the Capability Target(s)/Gaps in the State THIRA/SPR?
4. Does the project align to a National Priority?
5. Does the project support a Deployable or Shareable Resource?
6. Does the project support a deployable asset that is NIMS Kind and Typed?
7. Does the project build state collaboration?
8. Does the project build regional collaboration?
9. Does the application provide sufficient justification for all items requested in the application?
10. Does the application provide a cost basis for all items requested in the application?
11. Was all necessary information provided in the application?

APPLICATION ASSISTANCE POINTS OF CONTACT

Should you need assistance with your grant application, please call or email:

- Region A (Rural): Debbie Brackman, (660) 463-7934, debbie@trailsrpc.org
- Region B: Devyn Campbell, (573) 565-2203, dcampbell@marktwaincog.com
- Region C: Linda Buschman, (636) 456-3473, lbuschman@boonslick.org
- Region D: Thomas Cunningham, (417) 836-5281, tcunningham@missouristate.edu
- Region E: Leslie Seabaugh, (573) 547-8357, lseabaugh@semorpc.org
- Region F: David Bock, (573) 657-9779, davidbock@midmorpc.org
- Region G: Melanie Barnett, (417) 256-4226, mbarnett@scocog.org
- Region H: Kathy Hahn, (816) 233-3144, kathy@mo-kan.org
- Region I: Samantha Sherman, (573) 265-2993, ssherman@meramecregion.org

MISSOURI DEPARTMENT OF PUBLIC SAFETY (DPS)/OFFICE OF HOMELAND SECURITY (OHS)

Points of contact for WebGrants system issues:

Kristin Kayser

Grants Specialist

(573) 751-3438

kristin.kayser@dps.mo.gov

Kelsey Saunders

DPS Grants Support Specialist

(573) 522-6125

kelsey.saunders@dps.mo.gov

Chelsey Call

Grants Supervisor

(573) 526-9203

chelsey.call@dps.mo.gov

Joni McCarter

Program Manager

(573) 526-9020

joni.mccarter@dps.mo.gov