

STATE HOMELAND SECURITY PROGRAM (SHSP) REGIONALIZATION

FY 2025 APPLICATION WORKSHOP



MISSOURI DEPARTMENT OF PUBLIC SAFETY (DPS)/OFFICE OF HOMELAND SECURITY (OHS) NOTICE OF FUNDING OPPORTUNITY

**We are pleased to announce the funding opportunity for the FY 2025 State Homeland Security Program (SHSP) Regionalization is open
August 7 – 22, 2025 5:00 p.m. CST**

This funding opportunity is made available through the Missouri Department of Public Safety's, electronic WebGrants System, accessible online: <https://dpsgrants.dps.mo.gov>

SHSP REGIONALIZATION KEY DATES

August 7, 2025:	SHSP Regionalization funding opportunity opens in WebGrants https://dpsgrants.dps.mo.gov/
August 22, 2025:	SHSP Regionalization applications due in WebGrants 5:00 pm CST <i>WebGrants will not accept any applications after this time</i>
August 25 – September 5, 2025:	DPS/OHS Administrative Reviews
September 11– 26, 2025:	Peer review of applications (review/scoring)
October 2025:	Quarterly RHSOC meetings (funding determinations)
September 1, 2025:	Projected Project Start Date
August 31, 2027:	Projected Project End Date

****Note: The above dates are tentative and subject to change****

SHSP LAW ENFORCEMENT TERRORISM PREVENTION ACTIVITIES (LETPA) KEY DATES

Applicants that intend to apply for LETPA funding must first apply for the requested project through their respective Regional Homeland Security Oversight Committee to be eligible for LETPA funding. If the project is not recommended for funding or only partially funded by the RHSOC, the application will automatically be considered for LETPA funding. State units of government are exempt from this requirement

October 2025:	SHSP LETPA funding determinations
September 1, 2025:	Projected Project Start Date
August 31, 2027:	Projected Project End Date



FY 2025 ANTICIPATED FUNDING

- The funding amount anticipated for FY 2025 is similar to what was received in FY 2024

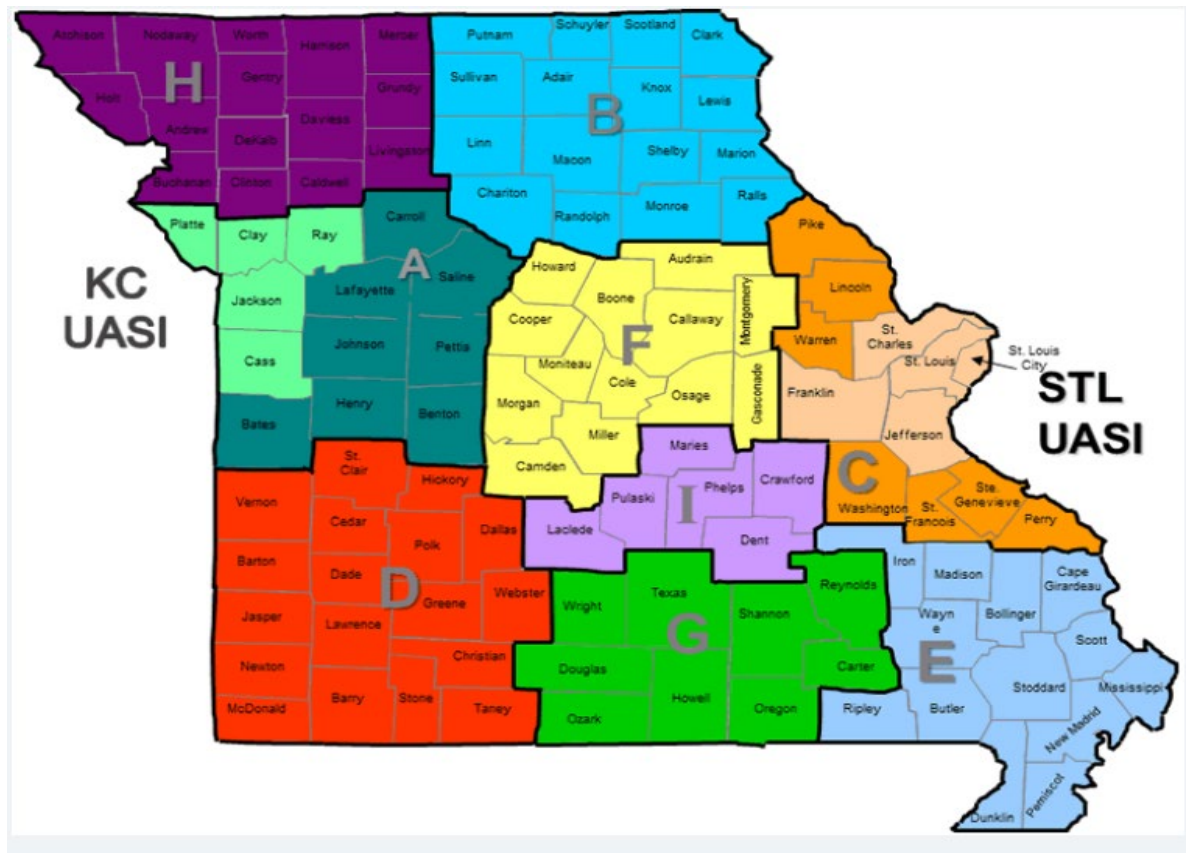
STATE HOMELAND SECURITY GRANT PROGRAM (SHSP)

- SHSP aims to strengthen the ability of states to prevent, prepare for, protect against, and respond to acts of terrorism and other hazards
- The goal of SHSP is to support state and local governments in building, enhancing, and sustaining the capabilities needed to prevent, prepare for, protect against, and respond to acts of terrorism
- SHSP funding is intended to help state and local agencies address capability gaps identified through the Threat and Hazard Identification and Risk Assessment (THIRA)/Stakeholder Preparedness Review (SPR) process, as well as prioritize resources toward high-impact security focus areas, known as National Priority Areas (NPAs)

REGIONALIZATION

- Regionalization supports the needs of local jurisdictions and the sustainment of previously funded Homeland Security initiatives through the Regional Homeland Security Oversight Committees (RHSOC)
- This program is focused on prioritizing projects that rise to the highest priority of statewide need
- RHSOC's are divided into 9 geographic regions (A-I)

REGIONALIZATION MAP



LETPA

- LETPA are initiatives funded through SHSP aimed at enhancing law enforcement's ability to prevent terrorist attacks. These activities focus on building and sustaining capabilities in areas such as intelligence analysis, information sharing, threat recognition, and terrorist interdiction
- **Applicants that intend to apply for LETPA funding must first apply for the requested project through their respective Regional Homeland Security Oversight Committee to be eligible for LETPA funding. If the project is not recommended for funding or only partially funded by the RHSOC, the application will automatically be considered for LETPA funding. *State units of government are exempt from this requirement***

NATIONAL PRIORITIES

- Five priority areas for FY 2025
 - Enhancing the protection of soft targets and crowded places
 - Supporting Homeland Security Task Forces and fusion centers
 - Enhancing and integrating cybersecurity resiliency
 - Enhancing election security
 - Supporting Border Crisis Response and Enforcement
- **Projects that align to National Priorities will receive additional points during the application scoring process**

NATIONAL PRIORITY: ENHANCING THE PROTECTION OF SOFT TARGETS/CROWDED PLACES

■ Core Capabilities

- Operational Coordination – high priority in the THIRA/SPR
- Public Information and Warning – medium priority in the THIRA/SPR
- Intelligence and Information Sharing – high priority in the THIRA/SPR
- Interdiction and Disruption – high priority in the THIRA/SPR
- Screening, Search, and Detection – medium priority in the THIRA/SPR
- Access Control and Identity Verification – medium priority in the THIRA/SPR
- Physical Protective Measures – medium priority in the THIRA/SPR
- Risk Management for Protection Programs Activities – high priority in the THIRA/SPR

■ Example Project Types

- Operational Overtime
- Physical Security Enhancements
 - Security Cameras (CCTV)
 - Security screening equipment for people and baggage
 - Lighting
 - Access Controls
 - Fencing, gates, barriers, etc.
- Unmanned aircraft systems and detection technologies

NATIONAL PRIORITY: SUPPORTING HOMELAND SECURITY TASK FORCES AND FUSION CENTERS

■ Core Capabilities

- Intelligence and Information Sharing – high priority in the THIRA/SPR
- Interdiction and Disruption – high priority in the THIRA/SPR
- Public Information and Warning – medium priority in the THIRA/SPR
- Operational Coordination – high priority in the THIRA/SPR
- Risk Management for Protection Programs and Activities – high priority in the THIRA/SPR

■ Example Project Types

- Establishing or enhancing multi-agency Homeland Security Task Forces (HSTFs), including operational coordination centers
- Enhancing capabilities and integration with local fusion centers
- Procurement of technology or equipment to support surveillance, communications, and data analysis
- Development of standard operating procedures for information sharing, joint operations, and immigration enforcement coordination
- Personnel training, credentialing, and certification to improve interoperability and mission alignment
- Intelligence analysis, reporting, and suspicious activity monitoring
- Exercises and simulations focused on joint operations, intelligence sharing, or interdiction/disruption of criminal or smuggling networks
- Community engagement efforts to foster trust and encourage threat reporting
- Information sharing with all DHS components; fusion centers; other operational, investigative, and analytic entities; and other federal law enforcement and intelligence entities
- Cooperation with DHS and other entities in intelligence, threat recognition, assessment, analysis, and mitigation
- Identification, assessment, and reporting of threats of violence
- Intelligence analysis training, planning, and exercise
- Coordinating the intake, triage, analysis, and reporting of tips/leads and suspicious activity, to include coordination with the [Nationwide Suspicious Activity Reporting \(SAR\) Initiative \(NSI\)](#)

NATIONAL PRIORITY: ENHANCING CYBERSECURITY

Core Capabilities

- Cybersecurity – high priority identified in the THIRA/SPR
- Intelligence and Information Sharing – high priority identified in the THIRA/SPR
- Planning – medium priority identified in the THIRA/SPR
- Public Information & Warning – medium priority identified in the THIRA/SPR
- Operational Coordination – high priority identified in the THIRA/SPR
- Screening, Search, and Detection – medium priority identified in the THIRA/SPR
- Access Control and Identity Verification – medium priority identified in the THIRA/SPR
- Supply Chain Integrity and Security – high priority identified in the THIRA/SPR
- Risk Management for Protection Programs and Activities – high priority identified in the THIRA/SPR
- Long-Term Vulnerability Reduction – medium priority identified in the THIRA/SPR
- Situational Assessment – low priority identified in the THIRA/SPR
- Infrastructure Systems – medium priority identified in the THIRA/SPR
- Operational Communications – high priority identified in the THIRA/SPR

NATIONAL PRIORITY: ENHANCING CYBERSECURITY

■ Example Project Types

- Cybersecurity risk assessments
- Migrating online services to the “.gov” internet domain
- Projects that address vulnerabilities identified in cybersecurity risk assessments
 - Improving cybersecurity of critical infrastructure to meet minimum levels identified by the [Cybersecurity and Infrastructure Security Agency](#) and the [National Institute of Standards and Technology Cybersecurity Framework \(Version 1.1\)](#)
 - Adoption of cybersecurity performance goals ([CISA's Cross-Sector Cybersecurity Performance Goals](#))
- Cybersecurity training, planning, and exercises

NATIONAL PRIORITY: ENHANCING ELECTION SECURITY

■ Core Capabilities

- Cybersecurity – high priority in the THIRA/SPR
- Intelligence and Information Sharing – high priority in the THIRA/SPR
- Planning – medium priority in the THIRA/SPR
- Long-term Vulnerability Reduction – medium priority in the THIRA/SPR
- Situational Assessment – low priority in the THIRA/SPR
- Infrastructure Systems – medium priority in the THIRA/SPR
- Operational Coordination – high priority in the THIRA/SPR
- Community Resilience – medium priority in the THIRA/SPR

■ Example Project Types

- Prioritize compliance with the VVSG 2.0 established by the U.S. Election Assistance Commission
- Complete testing through a VSTL accredited by the U.S. Election Assistance Commission
- Physical security planning and exercise support
- Physical/site security measures – e.g., locks, shatter proof glass, alarms, access controls, etc.
- General election security navigator support
- Cyber and general election security navigator support
- Cybersecurity risk assessments, training, and planning
- Projects that address vulnerabilities identified in cybersecurity risk assessments
- Iterative backups, encrypted backups, network segmentation, software to monitor/scan, and endpoint protection
- Distributed Denial Of Service protection
- Migrating online services to the “.gov” internet domain
- Online harassment and targeting prevention services
- Public awareness/preparedness campaigns discussing election security and integrity measures
- Long-term vulnerability reduction and community resilience

NATIONAL PRIORITY: SUPPORTING BORDER CRISIS RESPONSE AND ENFORCEMENT

■ Core Capabilities

- Community Resilience – medium priority in the THIRA/SPR
- Operational Coordination – high priority in the THIRA/SPR
- Risk Management for Protection Programs and Activities – high priority in the THIRA/SPR

■ Example Project Types

- Staffing support to expand 287(g) screening operations within correctional facilities
- Operational overtime costs directly tied to 287(g) screening, processing, and enforcement activities
- Training programs for state and local law enforcement officers in immigration law, civil rights protections, and 287(g) procedures
- Development or enhancement of information-sharing platforms between ICE and local agencies
- Procurement of screening, detection, and communications technology to support immigration enforcement activities
- Establishing secure and dedicated communication networks with ICE Field Offices
- Conducting joint training exercises with ICE and local law enforcement to test operational coordination
- Support for facilities upgrades, such as creating dedicated interview rooms and secure processing spaces
- Community engagement and public briefings to promote transparency and understanding of 287(g) operations and protections

ENDURING NEEDS

- In FY 2025, there are several enduring security needs that crosscut the homeland security enterprise to which subrecipients should consider allocating funding across core capability gaps and national priorities. The following are enduring needs that help subrecipients implement a comprehensive approach to securing communities:
 - Effective planning
 - Training and awareness campaigns
 - Equipment and capital projects
 - Exercises

ENDURING NEEDS: PLANNING

■ Core Capabilities

- Planning
- Risk Management for Protection Programs and Activities
- Risk and Disaster Resilience Assessment
- Threats and Hazards Identification
- Operational Coordination
- Community Resilience

■ Example Project Types

- Development of:
 - Security Risk Management Plans
 - Threat Mitigation Plans
 - Continuity of Operations Plans
 - Response Plans
 - Vulnerability Assessments
- Efforts to strengthen governance integration between/among regional partners
- Joint training and planning with DHS officials and other entities designated by DHS
- Cybersecurity training and planning

ENDURING NEEDS: TRAINING & AWARENESS

■ Core Capabilities

- Long-Term Vulnerability Reduction
- Public Information and Warning
- Operational Coordination
- Situational Assessment
- Community Resilience

■ Example Project Types

- Active shooter training
- Intelligence analyst training
- SAR and terrorism indicators/behaviors training
- Security training for employees
- Public awareness/preparedness campaigns
- Cybersecurity training and planning
- Sharing and leveraging intelligence and information

ENDURING NEEDS: EQUIPMENT & CAPITAL PROJECTS

■ Core Capabilities

- Long-Term Vulnerability Reduction
- Infrastructure Systems
- Operational Communications
- Interdiction and Disruption
- Screening, Search, and Detection
- Access Control and Identity Verification
- Physical Protective Measures

■ Example Project Types

- Protection of high-risk, high consequence areas or systems that have been identified through risk assessments
- Physical security enhancements
 - Security Cameras (CCTV)
 - Security screening equipment for people and baggage
 - Lighting
 - Access Controls
 - Fencing, gates, barriers, etc.
- Enhancing Weapons of Mass Destruction (WMD) and/or improvised explosive device (IED) prevention, detection, and response capabilities
 - Chemical/Biological/Radiological/Nuclear/Explosive (CBRNE) detection, prevention, and response equipment

ENDURING NEEDS: EXERCISES

■ Core Capabilities

- Long-Term Vulnerability Reduction
- Operational Coordination
- Operational Communications
- Community Resilience

■ Example Project Types

- Response exercises, including exercise planning with community-based organizations

ELIGIBLE APPLICANTS

- State units of government
- Local units of government
- Nongovernmental organizations, quasi-governmental organizations (e.g.; RPC's & COG's), nonprofit organizations (e.g.; Red Cross)

ELIGIBLE APPLICANTS

To be eligible for SHSP Regionalization funding, applicant agencies must be compliant with the following statutes, as applicable:

■ **Section 320.271 RSMo– Fire Department Registration**

- Pursuant to [section 320.271 RSMo](#), All fire protection districts, fire departments, and all volunteer fire protection associations as defined in section 320.300 shall complete and file with the state fire marshal within sixty days after January 1, 2008, and annually thereafter, a fire department registration form provided by the state fire marshal.

■ **Section 590.650 RSMo– Vehicle Stops Report**

- Pursuant to [section 590.650.3 RSMo](#), each law enforcement agency shall compile the data described in subsection 2 for the calendar year into a report to the attorney general and each law enforcement agency shall submit the report to the attorney general no later than March first of the following calendar year.
- **NOTE: It is the responsibility of the applicant to verify the submission of this report with the Attorney General's Office prior to submitting an application. Failure to submit the Racial Profiling Report will result in the automatic denial of the application. A copy of such report does not need to be submitted with the application.**

ELIGIBLE APPLICANTS

To be eligible for SHSP Regionalization funding, applicant agencies must be compliant with the following statutes, as applicable:

- **Section 590.700 RSMo – Written Policy on Recording of Custodial Interrogations**

- Pursuant to [section 590.700.4 RSMo](#), each law enforcement agency shall adopt a written policy to record custodial interrogations of persons suspected of committing or attempting to commit felony crimes as outlined in subsection 2.
- **NOTE: It is the responsibility of the applicant to ensure the prescribed written policy is in place prior to submitting an application.**

- **Section 43.544 RSMo – Written Policy on Forwarding Intoxication-Related Traffic Offenses**

- Pursuant to [section 43.544.1 RSMo](#), each law enforcement agency shall adopt a policy requiring arrest information for all intoxication-related traffic offenses be forwarded to the central repository as required by [section 43.503 RSMo](#).
- **NOTE: It is the responsibility of the applicant to ensure the prescribed written policy is in place prior to submitting an application.**

ELIGIBLE APPLICANTS

To be eligible for SHSP Regionalization funding, applicant agencies must be compliant with the following statutes, as applicable:

■ **Section 590.1265 RSMo** – Police Use of Force Transparency Act of 2021

- Pursuant to Section 590.1265 RSMo, each law enforcement agency shall report data submitted under subsection 3 of this section to the department of public safety.
- *For purposes of grant eligibility, law enforcement agencies will be considered non-compliant if they have not submitted Use of Force reports for three or months in the past twelve months.*
- **NOTE: Show Me Crime Reporting provides a no cost option for agencies to comply with Section 590.1265 RSMo. Agencies not currently compliant with Section 590.1265 RSMo will not be eligible to apply until they have registered with Show Me Crime Reporting and have begun submitting Use of Force reports. <https://showmecrime.mo.gov/CrimeReporting/ForcePage.html>**

■ **Section 43.505 RSMo** – Uniform Crime Reporting (UCR)

- Pursuant to Section RSMo 43.505.3, each law enforcement agency in the state shall: (1) Submit crime incident reports to the department of public safety on forms or in the format prescribed by the department; and (2) Submit any other crime incident information which may be required by the department of public safety.
- *Agencies not compliant at the time of application will be ineligible for funding unless the grant allows funds to be utilized to assist the agency to become compliant.*
- *For purposes of grant eligibility, law enforcement agencies will be considered non-compliant if they have not submitted MIBRS reports for three or more months in the previous 12 months.*
- **NOTE: Show Me Crime Reporting provides a no cost option for agencies to comply with Section 43.505 RSMo. Agencies not currently compliant with Section 43.505 RSMo will not be eligible to apply until they have registered with Show Me Crime Reporting and have begun submitting MIBRS reports. <https://showmecrime.mo.gov/CrimeReporting/MIBRSRegistration.html>**

ELIGIBLE APPLICANTS

To be eligible for SHSP Regionalization funding, applicant agencies must be compliant with the following statutes, as applicable:

■ [Section 590.030 RSMo](#) – Rap Back Program Participation

- Pursuant to [Section 590.030 RSMo](#), all law enforcement agencies shall enroll in the state and federal Rap Back programs on or before January 1, 2022 and continue to remain enrolled. The law enforcement agency shall take all necessary steps to maintain officer enrollment for all officers commissioned with that agency in the Rap Back programs. An officer shall submit to being fingerprinted at any law enforcement agency upon commissioning and for as long as the officer is commissioned with that agency.

■ [Section 190.105 RSMo](#) – Ambulance License

- Pursuant to [Section 190.105 RSMo](#), no person, either as owner, agency or otherwise, shall furnish, operate, conduct, maintain, advertise, or otherwise be engaged in or profess to be engaged in the business or service of the transportation of patients by ambulance in the air, upon the streets, alleys, or any public way or place of the state of Missouri unless such person holds a currently valid license from the department for an ambulance service pursuant to the provisions of [Sections 190.001 RSMo to 190.245](#).

- **NOTE: If the applicant agency is an ambulance service, a copy of the license certificate as required by section [190.105 RSMo](#) MUST be submitted in the Named Attachments component of the application.**

■ [Section 190.133 RSMo](#) – Emergency Medical Response Agency License

- Pursuant to [Section 190.133\(4\) RSMo](#), no person or entity shall hold itself out as an emergency medical response agency that provides advanced life support or provide the services of an emergency medical response agency that provides advanced life support unless such person or entity is licensed by the state of Missouri Department of Health and Senior Services.

- **NOTE: If the applicant agency is an emergency medical response agency, a copy of the license certificate as required by [Section 190.133\(4\) RSMo](#) MUST be submitted in the Named Attachments component of the application.**

INELIGIBLE APPLICANTS

■ Entities located within St. Louis UASI

- Franklin County
- Jefferson County
- St. Charles County
- St. Louis City
- St. Louis County

■ Entities located within Kansas City UASI

- Cass County
- Clay County
- Jackson County
- Platte County
- Ray County

OTHER ELIGIBILITY CRITERIA

National Incident Management System (NIMS) Implementation

- Subrecipients must ensure and maintain adoption and implementation of NIMS. The list of objectives used for progress and achievement reporting is on FEMA's website at <https://www.fema.gov/emergency-managers/nims/implementation-training>
- See the [Preparedness Grants Manual](#) for more information on NIMS

Emergency Management Assistance Compact (EMAC) Membership

- SHSP subrecipients must belong to, be in, or act as, a temporary member of EMAC
- All assets supported in part or entirely with SHSP funds must be readily deployable and NIMS-typed, when possible, to support emergency or disaster operations per existing EMAC agreements

OTHER ELIGIBILITY CRITERIA

- Threat and Hazard Identification and Risk Assessment (THIRA) and Stakeholder Preparedness Review (SPR) updates
 - SPR update required annually at the State level
 - Subrecipients must assist in the State's annual update by providing information on the Whole Community Worksheet
 - THIRA update required every three years at the State level
 - For more information on THIRA:

<https://www.fema.gov/threat-and-hazard-identification-and-risk-assessment>

OTHER ELIGIBILITY CRITERIA

- FEMA funds must be used to supplement (add to), not supplant (take the place of), existing funds that have been appropriated for the same purpose
- Supplanting is NOT allowed for this grant

SHSP FUNDING GUIDELINES

- SHSP funding guidelines support the four mission areas:
 - Prevention
 - Protection
 - Mitigation
 - Response
- Allowable projects must have a nexus to terrorism preparedness, aligned to building capability, closing capability gaps, and/or sustaining capabilities in the State THIRA/SPR and fall into the following categories:
 - Planning
 - Organization
 - Equipment
 - Training
 - Exercises

****Requested projects MUST support a deployable/shareable resource or be a regional asset to be eligible for funding****

SHSP FUNDING GUIDELINES

■ Dual-Use

- See the [Preparedness Grants Manual](#) for information on multiple purpose or dual-use of funds under SHSP.

FUNDING RESTRICTIONS AND ALLOWABLE COSTS

- All costs must comply with the Uniform Administrative Requirements, Cost Principles, and Audit Requirements at 2 C.F.R. Part 200, the terms and conditions of the award, or the [Preparedness Grants Manual](#)
- Award funds may not be used for matching funds for any other federal awards, lobbying, or intervention in federal regulatory or adjudicatory proceedings

FUNDING RESTRICTIONS AND ALLOWABLE COSTS

- Prohibitions on Expending FEMA Award Funds for Covered Telecommunications Equipment or Services
 - Please see the [Preparedness Grants Manual](#) for information on prohibitions on expending funds on covered telecommunications and surveillance equipment and services

FUNDING RESTRICTIONS AND ALLOWABLE COSTS

- SHSP projects must align to a POETE category
 - Planning
 - Organization
 - Equipment
 - Training
 - Exercise
- Information and allowable activities of each POETE function are located in the FY 2025 SHSP Regionalization Notice of Funding Opportunity (NOFO) and [Preparedness Grants Manual](#)

FUNDING RESTRICTIONS AND ALLOWABLE COSTS

- Requested items **MUST** be deployable/shareable or a regional asset in order to be eligible for funding

FUNDING RESTRICTIONS AND ALLOWABLE COSTS

- Please see the FY 2025 SHSP Notice of Funding Opportunity and for details regarding planning, organization, training, travel, and exercise costs

EQUIPMENT

- The 21 allowable prevention, protection, mitigation, and response equipment categories for SHSP are listed on the [Authorized Equipment List \(AEL\)](#)
- Some equipment items require prior approval from DHS/FEMA/DPS/OHS before obligation or purchase of the items. Please reference the grant notes for each equipment item to ensure prior approval is not required or to ensure prior approval is obtained if necessary

EQUIPMENT

Some allowable equipment items have specific requirements to be eligible for funding –
NOTE: the items listed below are not the only eligible equipment items

■ Mobile Data Terminals (MDTs) / Mobile Data Computers (MDCs) Requirements

- Agencies seeking funding for mobile data terminals should research the type of computer being requested. The Missouri Department of Public Safety is aware that non-ruggedized laptops and tablets are typically not durable enough for road patrol purposes and therefore not the best use of funds.

■ Body-Worn Cameras

- Agencies seeking funding for Body-Worn Cameras (BWCs) must have policies and procedures in place related to equipment usage, data storage and access, privacy considerations, and training. Subrecipients of funding for Body-Worn Cameras must supply the Missouri Department of Public Safety with a copy of such policy(s) and procedure(s) at the time of claim submission.

EQUIPMENT

Some allowable equipment items have specific requirements to be eligible for funding – NOTE: the items listed below are not the only eligible equipment items:

■ Body Armor

- Funds may be used to purchase body armor at any threat level designation, make, or model from any distributor or manufacturer, as long as the body armor has been tested and found to comply with the latest applicable National Institute of Justice (NIJ) ballistic or stab standards, which can be found online at <https://www.nij.gov/topics/technology/body-armor/Pages/standards.aspx>
- Body armor or armor vests must also be “uniquely fitted vests” which means protective (ballistic or stab-resistant) armor vests that conform to the individual wearer to provide the best possible fit and coverage, through a combination of:
 - Correctly sized panels and carrier, determined through appropriate measurement
 - Properly adjusted straps, harnesses, fasteners, flaps, or other adjustable features
- The requirement that body armor be “uniquely fitted” does not require body armor that is individually manufactured based on the measurements of an individual wearer.
- In addition, body armor purchased must be made in the United States.
- Agencies seeking funding for body armor are required to have a written “mandatory wear” policy in effect. There are no requirements regarding the nature of the policy other than it being a mandatory wear policy for all uniformed officers while on duty. Subrecipients of funding for body armor must supply the Missouri Department of Public Safety with a copy of such policy at the time of claim submission.

EQUIPMENT

Some allowable equipment items have specific requirements to be eligible for funding – NOTE: the items listed below are not the only eligible equipment items:

■ License Plate Readers

- Agencies purchasing license plate reader (LPR) equipment and technology with grant funds administered by the Missouri Department of Public Safety, must adhere to the following requirements:
 - LPR vendors chosen by an agency must have an MOU on file with the MSHP Central Vendor File as developed and prescribed by the Missouri Department of Public Safety pursuant to 11 CSR 30-17
 - Prior to purchasing LPR services, the agency should verify the vendor's MOU status with the MSHP CJIS Division by emailing mshphelpdesk@mshp.dps.mo.gov
 - Share LPR data through the MoDEx process with statewide sharing platforms (i.e., MULES)
 - Enable LPR data sharing with other Missouri Law Enforcement agencies and enforcement support entities within the selected vendor's software. Examples include, but are not limited to fusion centers, drug task forces, special investigations units, etc.
 - Connect to the Missouri State Highway Patrol's Automated License Plate Reader (ALPR) File Transfer Protocol Access Program. This program provides the information necessary to provide a NCIC and/or MULES hit when used in conjunction with a License Plate Reader (LPR) device. An MOU must be on file with the Access Integrity Unit (AIU) for the vendor and the law enforcement agency and a registration process must be completed
 - Agency shall have a license plate reader policy and operation guideline prior to the implementation of LPRs. Reimbursements will not be made on the project until the policy has been provided to the Missouri Department of Public Safety
 - If LPR will be installed on Missouri Department of Transportation right-of-way(s) agency must request installation through the Missouri Department of Public Safety. Once approved, agency must adhere to the Missouri Department of Transportation's guidelines regarding installation of LPR's on Missouri Department of Transportation right-of-way(s)

EQUIPMENT

Some allowable equipment items have specific requirements to be eligible for funding –
NOTE: the items listed below are not the only eligible equipment items:

- Turnout Gear

- Agencies seeking funding for turnout gear must have a policy to document cleaning and maintenance processes and procedures for turnout gear. Subrecipients of funding for turnout gear must supply the Missouri Department of Public Safety with a copy of such policy(s) and procedure(s) at the time of claim submission

- Small Unmanned Aircraft Systems

- Small Unmanned Aircraft Systems (sUAS) and critical emergency supply costs are allowable under this program. See the [Preparedness Grants Manual](#) for more information.

EQUIPMENT

Some allowable equipment items have specific requirements to be eligible for funding – NOTE: the items listed below are not the only eligible equipment items:

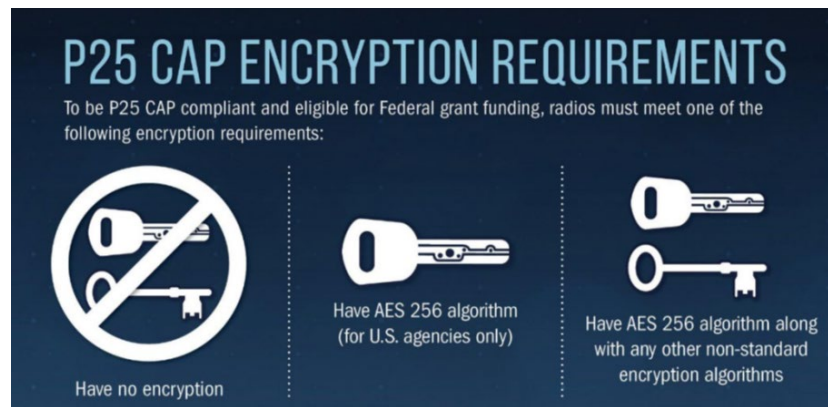
- Interoperability Equipment (Portables/Handhelds, Mobiles, Repeaters, Base Stations, etc.)
 - All interoperable communications equipment must meet the Missouri Department of Public Safety, Office of the Director, DPS Grants [Radio Interoperability Guidelines](#). The Missouri Interoperability Center (MIC) will review all communications equipment applications to ensure they comply with the [Radio Interoperability Guidelines](#). **Applications that do not meet these guidelines will not be eligible for funding**
 - NOTE: Agencies seeking any type of radio or radio-related accessory are encouraged to contact the Missouri Interoperability Center by phone at (573)522-1714 or by email at moswin.sysadmin@dps.mo.gov to ensure compliance with the Radio Interoperability Guidelines and the appropriate communication devices are purchased for the department's needs. The Missouri Interoperability Center staff can also provide helpful information regarding the department's ability to access the MOSWIN and how to articulate such within the grant application
 - ****All applications requesting Interoperability Equipment MUST attach a quote in the Named Attachments component of the application that is in compliance with the Radio Interoperability Guidelines to be eligible for funding****

EQUIPMENT

■ Encryption Requirements

- Radios must meet one of the following encryption requirements to be P25 CAP Compliant and be eligible for funding:
 - No encryption
 - AES 256 algorithm
 - AES 256 algorithm along with any other non-standard encryption algorithms

****Ensure the quote uploaded in the Named Attachments Component contains the encryption requirements****



EQUIPMENT

■ Mobile Radios

■ The following mobile radios are eligible:

- Motorola APX8500 P25 VHF/700/800 MHz (dual-band), digital trunking enabled
- Harris XG/XM-100 P25 VHF/700/800 MHz (dual-band), digital trunking enabled
- Harris XL-200 P25 VHF/700/800 MHz (dual-band), digital trunking enabled
- Kenwood VM-8000 P25 VHF/700/800 MHz (dual-band), digital trunking enabled
- Kenwood VM-7730 Dual-Deck 8.34.9 P25 VHF/700/800 MHz (dual-band), digital trunking enabled
- Kenwood VM-7930 Dual-Deck 8.34.9 P25 VHF/700/800 MHz (dual-band), digital trunking enabled

■ The applicant **MUST** identify the vendor and model requested in the application

■ A quote from the vendor **MUST** be uploaded in the Named Attachments Form to be eligible for funding

EQUIPMENT

■ Portable Radios

- MOSWIN was designed to be a mobile radio system rather than a portable radio system
- For portable radios to be eligible, the applicant must already have or request in their application a mobile radio on the MOSWIN system and an in-car repeater
- **The applicant **MUST** indicate that they have a MOSWIN mobile radio and in-car repeater in their application if not being requested in the application**
- The applicant **MUST** identify the vendor and model requested in the application
- A quote from the vendor **MUST** be uploaded in the Named Attachments Form to be eligible for funding
- The following portable radios are eligible:

• Motorola	APX8000	P25 VHF/700/800 MHz (dual-band), digital trunking enabled
• Motorola	APX NEXT	P25 VHF/700/800 MHz (dual-band), digital trunking enabled
• Kenwood	VP-8000	P25 VHF/700/800 MHz (dual-band), digital trunking enabled
• BK Tech	BKR9000	P25 VHF/700/800 MHz (dual-band), digital trunking enabled
• Harris	XL-200	P25 VHF/700/800 MHz (dual-band), digital trunking enabled
• Tait	TP-9800	P25 VHF/700/800 MHz (dual-band), digital trunking enabled

EQUIPMENT

■ Repeaters

- Applicants **MUST** ensure the frequency band of the repeater is compatible with the band of the radio(s) with which it will operate
- Must identify how the agency will utilize the repeater
- Must identify how the repeater model is compatible with the radio(s) with which it will be paired
- The applicant **MUST** identify the vendor and model requested in the application to be eligible for funding
- A quote from the vendor **MUST** be uploaded in the **Named Attachments Form** to be eligible for funding

EQUIPMENT

Please contact the Missouri Interoperability Center at
573-522-1714 if you have questions regarding the
[Radio Interoperability Guidelines](#)

EQUIPMENT

- Some Equipment is Controlled
 - **Controlled Equipment requires additional documentation, justifications, reviews, and approvals**
 - [FEMA Policy Information Bulletin 530: Updated Guidance to Recipients and Subrecipients of FEMA Non-Disaster Preparedness Grants Regarding the Policy on Prohibited and Controlled Equipment](#)
 - Fixed or rotary wing aircraft
 - Small Unmanned Aircraft Systems (sUAS) are considered aircraft
- Some Equipment is Prohibited
 - [FEMA Policy Information Bulletin 530: Updated Guidance to Recipients and Subrecipients of FEMA Non-Disaster Preparedness Grants Regarding the Policy on Prohibited and Controlled Equipment](#)
 - Weapons of any kind (including firearms, firearm silencers, grenades and grenade launchers, bayonets, etc.); ammunition; and weaponized aircraft, vessels, and vehicles of any kind
 - Tracked armored vehicles
 - Urban camouflage uniforms
 - Explosive material
 - Riot Shields
 - Riot Batons
 - Riot Helmets

MAINTENANCE AND SUSTAINMENT

- Maintenance and sustainment related costs are allowed under this program only as described in the [Preparedness Grants Manual](#)

MAINTENANCE AND SUSTAINMENT

- Must consider how to sustain current capability levels and address potential gaps

Note: New capabilities should not be built at the expense of maintaining current and critically needed core capabilities

UNALLOWABLE COSTS

- Per FEMA policy, the purchase of weapons and weapons accessories, including ammunition, is not allowed with SHSP funds
- Grant funds may not be used for the purchase of equipment not approved by DHS/FEMA/DPS/OHS. Grant funds must comply with [FEMA Policy Information Bulletin 530: Updated Guidance to Recipients and Subrecipients of FEMA Non-Disaster Preparedness Grants Regarding the Policy on Prohibited and Controlled Equipment](#) and may not be used for the purchase of the following equipment: firearms, ammunition, grenade launchers, bayonets, or weaponized aircraft, vessels, or vehicles of any kind with weapons installed
- Unauthorized exercise-related costs include:
 - Reimbursement for the maintenance or wear and tear costs of general use vehicles (e.g., construction vehicles), medical supplies, and emergency response apparatus (e.g., fire trucks, ambulances)
 - Equipment that is purchased for permanent installation and/or use, beyond the scope of the conclusion of the exercise (e.g., electronic messaging sign)

EHP REVIEW

■ Environmental Historical Preservation (EHP) Review

- Subrecipients proposing projects that have the potential to impact natural or built the environment must participate in the FEMA EHP review process
- The review process must be completed before funds are released to carry out the proposed project
- Any projects that make a change to a building or the grounds must complete an EHP Screening Form and submit it to DPS/OHS for review. This includes drilling holes into the walls, any ground disturbance, and some training activities

If an EHP is required for a project, but not completed prior to the project starting, the project will not be reimbursed

WEBGRANTS APPLICATION

■ <https://dpsgrants.dps.mo.gov>

■ Log in or register as a new agency

- If your agency is already registered in the system, someone with access will need to add new users
- Enter your user ID and password assigned to you when registered
- If new, click on banner to register

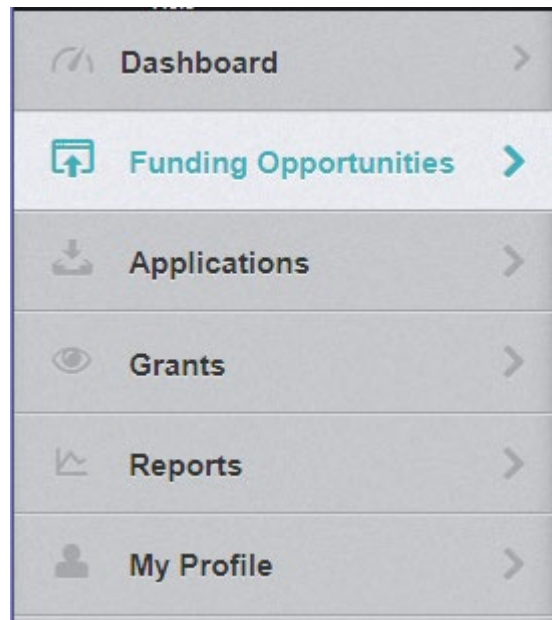
A screenshot of the WebGrants Login page. It has a header with a key icon and the word "Login". Below is a section titled "Enter your user id and password" with input fields for "User ID" and "Password", a green "SIGN IN" button, and links for "Forgot User ID?" and "Reset Password?". At the bottom is a yellow button that says "Click here to Register".

- Two-factor authentication: Enter the one-time passcode sent by WebGrants to the email used at registration

A screenshot of the 2-Factor Authentication page. It has a header with a key icon and the text "2-Factor Authentication". Below is a section titled "Verify Email Address" with instructions: "Please check the email account for the email address provided in your registration. You should receive an email with a temporary passcode. Please enter that passcode below". There is an input field labeled "Enter your Passcode" and a yellow "Submit" button.

APPLICATION INSTRUCTIONS

- Select “Funding Opportunities” and select the FY 2025 SHSP funding opportunity for the region in which your agency is located (i.e., FY 2025 SHSP Region A)



APPLICATION INSTRUCTIONS

- Each project will need its own application
- A project should **not** include both capability sustainment and building
 - Capability Sustainment – Projects that sustain capabilities at their current level
 - Capability Building – Projects that start a new capability, or increase a current capability level
- **Information provided in the application will determine the score, be sure ALL requested information is provided and accurate**

APPLICATION INSTRUCTIONS

- Select “Start New Application”




- If applying for more than one project in FY 2025 you may select “Copy Existing Application” for the additional projects
 - If using “Copy Existing Application” be sure to update all relevant information
 - **Note:** “Copy Existing Application” will not work on prior year applications as the application forms have changed
 - Use this feature if you are applying for sustainment items as well as building items as those should be separate applications

APPLICATION INSTRUCTIONS

- After selecting “Start a New Application”, complete the “General Information” Component
- “Project Title” should be short and specific to the project, see example below
- After completing the “General Information,” select “Save Form Information”

Application - General Information

 Save Form Information

The Primary Contact is the individual in your organization who will be designated as the primary person responsible for this application from your organization. This individual will receive automated email notifications when your attention is needed on this application.

Select the organization, if you belong to more than one, for which you will be submitting this application.

Application Title*: Interoperability Equipment

Primary Contact*: TEST TEST

Organization*:

Additional Contacts*:



APPLICATION INSTRUCTIONS

- You will be directed to another page that includes the application details – select “Save Form Information” again

Application - General Information

The Primary Contact is the individual in your organization who will be designated as the primary person responsible for this application from your organization. This individual will receive automated email notifications when your attention is needed on this application.
Select the organization, if you belong to more than one, for which you will be submitting this application.

Application ID: 45604

Program Area*: State Homeland Security Program

Funding Opportunity*: 45574-FY 2025 State Homeland Security Program (SHSP) TEST

Application Stage*: Final Application


Application Status*: Editing

Application Title*:

Primary Contact*: TEST TEST

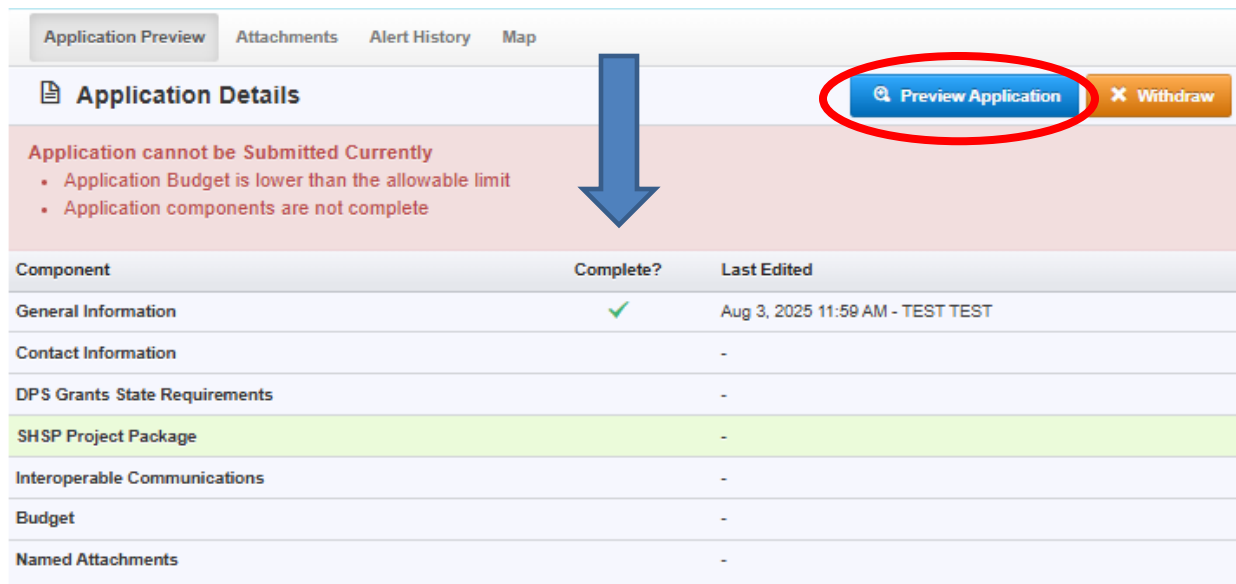
Organization*:

Additional Contacts*:



APPLICATION INSTRUCTIONS

- Page will open to the Application Details showing the component needed
- Select each component to complete
- Complete each of the seven “Application Forms” with all required information then “Save Form” and “Mark Complete”
- **All forms must be marked complete in order to “Submit”**



The screenshot shows the 'Application Details' page. At the top, there are tabs: 'Application Preview', 'Attachments', 'Alert History', and 'Map'. Below the tabs, there is a 'Preview Application' button (circled in red) and a 'Withdraw' button. A large blue arrow points down from the 'Preview Application' button to the 'SHSP Project Package' row in the table below.

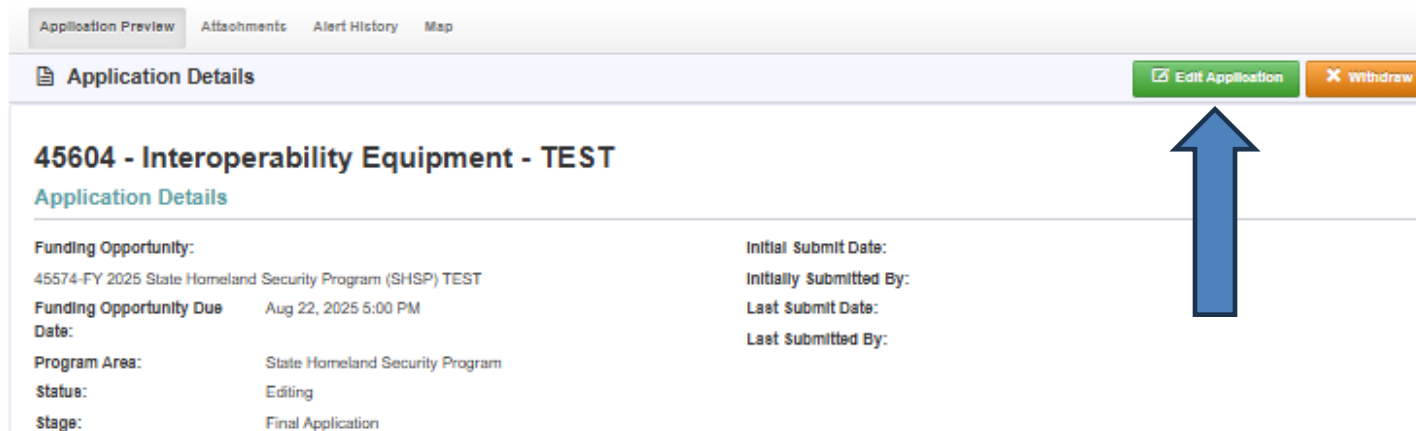
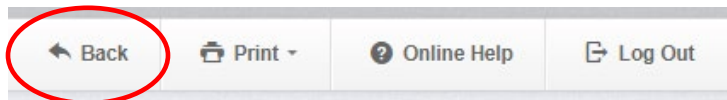
Application cannot be Submitted Currently

- Application Budget is lower than the allowable limit
- Application components are not complete

Component	Complete?	Last Edited
General Information	✓	Aug 3, 2025 11:59 AM - TEST TEST
Contact Information	-	-
DPS Grants State Requirements	-	-
SHSP Project Package	-	-
Interoperable Communications	-	-
Budget	-	-
Named Attachments	-	-

APPLICATION INSTRUCTIONS

- You can save your details and come back to the application later to complete
 - To look at your saved information, select “Preview Application”
 - Page will open to your application details, and you can see where you left off
 - To continue to edit your application – select the “Back” button on the top left or the “Edit Application” which will take you back to your components
 - Select the component you need to work on



CONTACT INFORMATION

■ Authorized Official

The Authorized Official is the individual who has the authority to legally bind the applicant into a contract and is generally the applicant's elected or appointed chief executive. For example:



- If the applicant agency is a city, the Mayor or City Administrator shall be the Authorized Official
- If the applicant agency is a county, the Presiding County Commissioner or County Executive shall be the Authorized Official (e.g.; the Sheriff is not the Authorized Official)
- If the applicant agency is a State Department, the Director shall be the Authorized Official
- If the applicant agency is a college/university, the President shall be the Authorized Official
- If the applicant agency is a nonprofit, the Board Chair shall be the Authorized Official If the applicant agency is a Regional Planning Commission (RPC) or Council of Government (COG), the Executive Director shall be the Authorized Official.
- If the applicant agency is a special district, such as a Fire Protection District or Ambulance District, the Board Chair/President shall be the Authorized Official
- If the applicant agency is a school district, the Superintendent or School Board President shall be the Authorized Official

In order for an application to be considered eligible for funding, the agency's correct Authorized Official MUST be designated in the "Contact Information" form and the "Certified Assurances" form

****If the Authorized Official has a different title, than those listed above, official documentation naming that position as the Authorized Official for your agency MUST be included in the application attachments or your application will not be considered for funding****

If you are unsure who your Authorized Official should be for your agency, please contact the Missouri Department of Public Safety (DPS)/Office of Homeland Security (OHS) at 573-522-6125

CONTACT INFORMATION

- Please complete all contact information for:
 - Authorized Official
 - Project Director
 - Fiscal Officer
 - Project Contact Person
- Required fields are designated with a red asterisk *
- Select “Edit Form” to begin entering information 
- Select “Save Form” at the top of the screen after entering all required information 
- Then “Mark as Complete” or “Edit Form” if more information is needed



DPS GRANTS STATE REQUIREMENTS

■ NEW FY 2025 REQUIREMENT

- To be eligible for grant funding through the Missouri Department of Public Safety, agencies **must** be compliant with the requirements listed below (as applicable) **at the time of application** and if awarded funding, must maintain compliance throughout the grant period of performance.

- MUST ATTACH a copy of agency license certificate, if applicable

- If applicable, choose which response agency you are applying under:

1. Is the applicant a law enforcement agency?*	Yes	No
2. Is the applicant a fire agency?*	Yes	No
3. Is the applicant an EMS agency?*	Yes	No

- If none apply to your agency, then select “NO” on all three questions

- Select “Save Form”

 Save Form

- Mark as Complete if none apply

✓ Mark as Complete

 Edit Form

DPS GRANTS STATE REQUIREMENTS

■ If you are a law enforcement agency, select “YES” on question 1

■ Complete the following question 1a. – 1h. as appropriate

- Certain questions contain additional pop-up questions if YES is chosen

1. Is the applicant a law enforcement agency?*

1a. Please provide the Originating Agency Identification Number (ORI):

1b. Is your agency in compliance with [Section 590.650 RSMo](#) - Vehicle Stops Report?:

1c. Is your agency in compliance with [Section 590.700 RSMo](#) - Written Policy on Recording of Custodial Interrogations? :

1d. Is your agency in compliance with [Section 43.544 RSMo](#) - Written Policy on Forwarding Intoxication-Related Traffic Offenses? :

1e. Is your agency in compliance with [Section 590.1265 RSMo](#) - Police Use of Force Transparency Act of 2021? :

1f. Is your agency in compliance with [Section 43.505 RSMo](#) - Uniform Crime Reporting?:

1g. Is your agency in compliance with [Section 590.030 RSMo](#) - Rap Back Program Participation? :

1h. Is this grant application for Department of Justice Funds?:

1i. Has your agency reported all required Death in Custody Reports to the Missouri Department of Public Safety?:

2. Is the applicant a fire agency?*

3. Is the applicant an EMS agency?*

■ Select “Save Form”

 Save Form

■ Mark as Complete

 Mark as Complete

 Edit Form

DPS GRANTS STATE REQUIREMENTS

- If you are a fire agency, select “YES” on question 2
- Complete the following question 2a. – 2b. as appropriate

1. Is the applicant a law enforcement agency?*:

2. Is the applicant a fire agency?*:

2a. Please provide the Fire Department Identification Number (FDID).:

2b. Is your agency in compliance with [Section 320.271 RSMo](#) - Fire Department Registration? :

3. Is the applicant an EMS agency?*:

- Select “Save Form”



- Mark as Complete



DPS GRANTS STATE REQUIREMENTS

- If you are an EMS agency, select “YES” on question 3
- Complete the following question 3a. – 3b(2). as appropriate
 - Certain questions contain additional pop-up questions if YES is chosen
 - **MUST** upload copy of your license certificate under Named Attachments component

1. Is the applicant a law enforcement agency?:

2. Is the applicant a fire agency?:

3. Is the applicant an EMS agency?:

3a. Does your agency have an ambulance service?:

3a(1). Is your agency in compliance with [Section 190.105 RSMo](#) - Ambulance License?:

3a(2). By checking this box, the applicant agency understands they are required to upload a copy of the license certificate in the Named Attachments component of the application. : ☒

3b. Is your agency an Emergency Medical Response Agency as defined by [Section 190.133 RSMo](#)? :

3b(1). Is your agency in compliance with [Section 190.133 RSMo](#) - Emergency Medical Response Agency License?:


3b(2). By checking this box, the applicant agency understands they are required to upload a copy of the license certificate in the Named Attachments component of the application.: ☒

- Select “Save” Form

 Save Form

- Mark as Complete

✓ Mark as Complete

 Edit Form

SHSP PROJECT PACKAGE

- All of the “SHSP Project Package” information has been combined into one form with eight sections:
 - A. Project Worksheet
 - B. Project Capability, THIRA and Dual Use
 - C. Project Background
 - D. Deployable/Shareable Resources
 - E. Audit Details
 - F. Risk Assessment
 - G. National Incident Management System (NIMS)
 - H. Certified Assurances

- **PAY ATTENTION TO THE CHARACTER LIMITS FOR TEXT BOXES**

A. PROJECT WORKSHEET

- A.1 – Region
- A.2 – County
- A.3 – Project Location Zip Code
- A.4 - Select the Project Activity Type that best represents your project
- A.5 – Was this project previously funded with SHSP funds? [YES/NO]
 - A.5.a – If YES to A.5., Brief description of ORIGINAL project, including the YEAR
 - A.5.b – If YES to A.5, List details of any deployment or sharing within the past 12 months, including training [include dates]
- A.6 - Build/Enhance or Sustain = is the project increasing capabilities (build/enhance) or sustaining capabilities (sustain) at the current level? ***REMINDER: Applications should NOT include both sustaining capabilities and building/enhancing capabilities**
 - A.6.a – If Build/Enhance, has your agency coordinated with other agencies (RHSOC/local/state) to determine availability of similar resources within the region/state? [YES/NO]
 - A.6.b – If YES to A.6.a., describe efforts made by your agency and the outcome of those efforts.
 - All SHSP projects should be shareable/deployable or a regional asset, so coordination is important to determine necessity

A. PROJECT WORKSHEET

Section A.1 through B.4

A.1 Region*:

F

A.2 County*:

Cole

A.3 Project Location Zip Code*:

65109

A.4 Project Activity Type*:

Develop/enhance interoperable communications systems

A.5 Was this project previously funded with State Homeland Security Program (SHSP) funds?*

Yes

No

A.5.a Please give a brief description and year of the **ORIGINAL PROJECT**:

Include brief description of the ORIGINAL YEAR purchased and items previously funded with SHSP funding.

397 character(s) left

A.5.b If you answered yes to Question A.5, please indicate if resources from your project have been utilized in the past 12 months, to include utilization for training. Please be sure to include details about the utilization of the resources.:

List which assets, dates used, location, and reasons for deployment/sharing/training.

415 character(s) left

A. PROJECT WORKSHEET

A.6 Does this project increase capabilities (build/enhance), or does this project sustain capabilities at the current level?

NOTE: Applications should not contain both Build/Enhance and Sustain. If your project contains both, you MUST submit two applications as this question impacts the scoring process.

*:

Build/Enhance ▼

A.6.a If you answered Build/Enhance to question A.6, has your agency coordinated with other agencies to determine if the resources requested are currently available within the region/state?:

Yes

No

Coordination example: contacted other agencies within your region to see if this capability/asset currently exists and is available.

A.6.b Explain coordination efforts made by your agency, as well as the outcome of the coordination efforts.:

Include what agencies were contacted and their responses.

442 character(s) left

A. PROJECT WORKSHEET

- A.7 – Provide a brief overall description of the project
- A.8 – Provide a summary of the specific project actions/items (how will grant funds be utilized to purchase/fund)
- A.9 – Will this project be able to be completed within the grant period of performance? YES/NO
- A.10 – Provide what objectives the project is designed to accomplish (the purpose of the project)
- A.11 – Describe how the project aligns with/increases terrorism preparedness for the REGION and STATE [combined in one paragraph – make sure to address both]
- A.12 - Explain why the project is necessary for the REGION and STATE [combined in one paragraph – make sure to address both]
- A.13 – Discuss how the requested item(s) will be sustained without grant funding

A. PROJECT WORKSHEET

A.7 Provide a brief overall description of the project.*:

Concise overview of project

473 character(s) left

A.8 Provide a summary of specific project actions/items that will be purchased with grant funds*:

What are you wanting to purchase with these funds - summary/details of items.

423 character(s) left

A.9 Will this project be able to be completed in the grant period of performance?*

Yes

No

A.10 What are the objectives this project is designed to accomplish? (the purpose of the project)*:

What is the purpose of this project - what is it going to accomplish in reference to terrorism preparedness?

392 character(s) left

A.11 How does this project align with/increase terrorism preparedness for the region/state?*

Provide a summary of how the project aligns/increases terrorism preparedness for the REGION and the STATE.

394 character(s) left

Please indicate the project's alignment with terrorism preparedness both your region and the state.

A.12 Why is this project necessary for the region/state?*

Describe why the project is necessary for the REGION and the STATE.

433 character(s) left

Please indicate why the project is necessary both your region and the state.

A.13 How does your agency plan to financially sustain the requested items in the future without grant funding?*

Discuss how this project will be sustained after the grant has closed and if it is not offered again.

398 character(s) left

B. PROJECT CAPABILITY, THIRA AND DUAL USE

- B.1– Did your agency participate in the development of your region's THIRA? [YES/NO]
 - If YES, B.1.a - give a brief summary of your participation
 - If NO, B.1.a - give a brief summary of why your agency did not participate
- Review the 2022 State THIRA and 2024 SPR to answer the following questions [Links provided on application]:
 - B.2 – Select the Primary Core Capability that best aligns to the project [drop down choices]
 - B.3 – Choose which category(s) of POETE your project addresses [click into box for options; can choose more than one]
 - B.4 – Explain how the project impacts the Capability Target on the THIRA/SPR for the Core Capability that you chose in B.2 and POETE category in B.3

B. Project Capability, THIRA and Dual Use

B.1 Did your agency participate in the development of your respective region's Threat and Hazard Identification and Risk Assessment (THIRA)?*

B.1.a Please explain your agency's participation in the development of the THIRA.:

458 character(s) left

Please review the State 2022 MO THIRA and 2024 MO SPR to determine the following:

B.2 Which Primary Core Capability best aligns to this project?*

B.3 Which POETE (Planning, Organization, Equipment, Training, and Exercise) category(s) does your project address? *

B.4 How does this project impact the Capability Target listed on the State THIRA/SPR for the Core Capability selected in B.2 and the POETE category(s) selected in B.3?*

404 character(s) left

B. Project Capability, THIRA and Dual Use

B.1 Did your agency participate in the development of your respective region's Threat and Hazard Identification and Risk Assessment (THIRA)?*

B.1.a Please explain why your agency did not participate.:

438 character(s) left

Please review the State 2022 MO THIRA and 2024 MO SPR to determine the following:

B.2 Which Primary Core Capability best aligns to this project?*

B.3 Which POETE (Planning, Organization, Equipment, Training, and Exercise) category(s) does your project address? *

B.4 How does this project impact the Capability Target listed on the State THIRA/SPR for the Core Capability selected in B.2 and the POETE category(s) selected in B.3?*

404 character(s) left

B. PROJECT CAPABILITY, THIRA, AND DUAL USE

- To find the Capability Target in the 2022 THIRA, search for the Core Capability you selected for B.2. The Capability Target will be listed underneath the Core Capability

Core Capability: Operational Communications

Functional Area(s) – Interoperable Communications Between Responders

Capability Target

Within **1 day(s)** of an incident, establish interoperable communications across **105** jurisdictions affected and with **143** partner organizations involved in incident management. Maintain for **1 year(s)**.

B. PROJECT CAPABILITY, THIRA, AND DUAL USE

- To find the Capability Target in the 2024 SPR, search for the Core Capability you selected for B.2. The Capability Target will be listed underneath the Core Capability

Core Capability: Operational Communications

Functional Area(s) – Interoperable Communications Between Responders

SPR Step 1: Assess Capabilities -Completed

Capability Target

Within 1 day(s) of an incident, establish interoperable communications across 105 jurisdictions affected and with 143 partner organizations involved in incident management. Maintain for 1 year(s).

B. PROJECT CAPABILITY, THIRA, AND DUAL USE

- B.5 – Does the project support dual-use activities? [YES/NO]
 - If yes, B.5.a – Give a brief description of how it supports terrorism preparedness as well as other hazards unrelated to terrorism.

B.5 Does the requested project support dual-use activities?*

Yes

No

Dual-use activities are those that support the achievement of core capabilities related to the national priorities and terrorism preparedness while also simultaneously supporting enhanced preparedness for other hazards unrelated to acts of terrorism.

B.5.a Please describe how the project supports terrorism preparedness and how this project increases preparedness for other hazards unrelated to terrorism.:

Describe how it will support terrorism preparedness as well as other hazards unrelated to terrorism.

400 character(s) left

B. PROJECT CAPABILITY, THIRA, AND DUAL USE

- Review the National Priorities in the FY 2025 SHSP Notice of Funding Opportunity (NOFO). The document is linked in the instructions
- B.6 – Does your project align to a National Priority? [YES/NO]
 - B.6.a – If yes, select the National Priority from the drop down.
 - B.6. b - Then choose the core capability the project aligns to from the drop down. **The core capability selected in B.6.b must align with the core capability previously selected in B.2**
 - B.6.c – Describe how project aligns with National Priority selected in B.6.a

Select the National Priority the project aligns with from the dropdown.

B.6.a National Priority:

Select the Core Capability associated with the N

B.6.b Core Capability:

B.6.c Please describe how this project aligns with the National Priority selected in question B.6.a.:

Enhancing the Protection of Soft Targets/Crowded Places

Enhancing the Protection of Soft Targets/Crowded Places

Supporting Homeland Security Task Forces and Fusion Centers

Enhancing Cybersecurity

Enhancing Election Security

Supporting Border Crisis Response and Enforcement

B. PROJECT CAPABILITY, THIRA, AND DUAL USE

Please review the National Priorities in the FY 2025 SHSP Notice of Funding Opportunity.

1. Enhancing the Protection of Soft Targets/Crowded Places
2. Supporting Homeland Security Task Forces and Fusion Centers
3. Enhancing Cybersecurity
4. Enhancing Election Security
5. Supporting Border Crisis Response and Enforcement

B.6 Does your project align to a National Priority?*

Yes

No

Select the National Priority the project aligns with from the dropdown.

B.6.a National Priority:

Enhancing the Protection of Soft Targets/Crowded Places

Select the Core Capability associated with the National Priority that the project aligns with. Please ensure the Core Capability chosen in B.6.b aligns with the Core Capability chosen in B.2.

B.6.b Core Capability:

Operational coordination

B.6.c Please describe how this project aligns with the National Priority selected in question B.6.a.:

Describe how the project aligns with the National Priority selected in B.6.a.

423 character(s) left

C. PROJECT BACKGROUND

- The purpose of this section is to identify if funding from SHSP has been provided for this project in the past

C. Project Background

C.1 Was any portion of the proposed project funded with FY 2024 SHSP funds?
*:

C.2 Was any portion of the proposed project funded with FY 2023 SHSP funds?
*:

C.3 Was any portion of the proposed project funded with FY 2022 SHSP funds?
*:

- If the project was funded previously in one or all of the years listed, select “Yes” and a text box will appear, requiring additional information

C. PROJECT BACKGROUND, CONT.

- List items and accomplishments that were completed

C. Project Background

C.1 Was any portion of the proposed project funded with FY 2024 SH SP funds?

Yes No

What was the last major accomplishment/milestone that was completed with FY 2024 funds?

C.1.a FY 2024 Prior Accomplishments:

List what was purchased/supported

EX: 2 mobile radios/4 portable radios/2 repeaters with installation OR licenses/software/supplies for badging unit OR Structural Collapse Training for 14 firefighters

294 character(s) left

C.2 Was any portion of the proposed project funded with FY 2023 SH SP funds?

Yes No

What was the last major accomplishment/milestone that was completed with FY 2023 funds?

C.2.a FY 2023 Prior Accomplishments:

List what was purchased/supported

467 character(s) left

C.3 Was any portion of the proposed project funded with FY 2022 SH SP funds?

Yes No

What was the last major accomplishment/milestone that was completed with FY 2022 funds?

C.3.a FY 2022 Prior Accomplishments:

List what was purchased/supported

467 character(s) left

D. DEPLOYABLE/SHAREABLE RESOURCES

- A deployable resource is an asset that is physically mobile and can be used anywhere in the United States and territories via Emergency Management Assistance Compacts (EMAC) or other mutual aid/assistance agreements
 - A deployable resource could be a communications vehicle, a generator, a CERT team, etc.
 - Example: A mobile radio may also be a deployable resource if the radio is to be installed in a patrol car (patrol officer with radio are the deployable resource)
- A shareable resource is an asset that can be utilized as a local, state, regional or national capability, but is not physically deployable (i.e., fusion center or LPR (License Plate Reader))

D. DEPLOYABLE/SHAREABLE RESOURCES

- D.I – Choose whether the project will support a resource that is Deployable/Shareable [YES/NO]
- If you select YES:
 - D.I.a. - Choose from the dropdown either Deployable or Shareable
 - D.I.b - Item Name – this refers to the Deployable/Shareable asset itself, this is not necessarily what is being purchased
 - An agency may be purchasing an item that is for sustainment or building of a larger asset, (i.e.; replacement SCBA tanks for a Homeland Security Response Team [HSRT]) the team is the deployable asset instead of the SCBA tank
 - An agency may be purchasing a mobile generator, the generator would be the item that is deployable
 - An agency may be purchasing a portable radio for a law enforcement officer. The law enforcement officer with portable radio would be the deployable item
 - D.I.c – Are there any special conditions or requirements on sharing the asset? [YES/NO]
 - If yes – D.I.c.1 – Explain the special conditions/requirements
- If you select NO:
 - D.I.a – Does this project fund resources that are a regional asset? [YES/NO]
 - If yes – D.I.b - Describe how the project is a regional asset

D. DEPLOYABLE/SHAREABLE RESOURCES

- A project must be deployable, shareable, or a regional asset to be eligible for funding under this grant

Note: The information in Section D is used in the application scoring process

D. DEPLOYABLE/SHAREABLE RESOURCES

- If the asset is shareable:

D. Deployable/Shareable Resources

Deployable Resource: Identifies the availability and utility of an asset to multiple jurisdictions, regions, and the Nation; provides information on mobility of assets in an area. An asset that is physically mobile and can be used anywhere in the United States and territories via Emergency Management Assistance Compacts or other mutual aid/assistance agreements. Examples of deployable resources include a communications vehicle, generator, CERT Team, HSRT Team, etc. Additionally, a mobile radio or repeater may also be a deployable resource if the radio is to be installed in a patrol car.

Shareable Resource: Provides information on the utility of a non-deployable shared asset in a region; identifies the asset's ability to augment and sustain a reinforced response within a region. An asset that can be utilized as a local, state, regional, or national capability, but is not physically deployable (i.e., fusion centers). Examples of shareable resources include items that allow information sharing but may not physically deployable, such as a license plate reader (LPR).

D.1 Does this project fund resources that are deployable or shareable?*

Yes

No

D.1.a Please select from the dropdown if the project funds resources that are deployable or shareable.:

Shareable Resource ▼

List the deployable/shareable resource.

D.1.b Item Name:

LPR

D.1.c Are there any special conditions/requirements on sharing the deployable/shareable resource(s)?:

Yes

No

Example: Specific requirements of equipment, operator, etc.

D.1.c.1 Please explain the special conditions/requirements on sharing the deployable/shareable resource.:

Provide details of what another agency needs to do to access the asset or product listed in D.1.b

403 character(s) left

D. DEPLOYABLE/SHAREABLE RESOURCES

■ If the asset is deployable:

D. Deployable/Shareable Resources

Deployable Resource: Identifies the availability and utility of an asset to multiple jurisdictions, regions, and the Nation; provides information on mobility of assets in an area. An asset that is physically mobile and can be used anywhere in the United States and territories via Emergency Management Assistance Compacts or other mutual aid/assistance agreements. Examples of deployable resources include a communications vehicle, generator, CERT Team, HSRT Team, etc. Additionally, a mobile radio or repeater may also be a deployable resource if the radio is to be installed in a patrol car.

Shareable Resource: Provides information on the utility of a non-deployable shared asset in a region; identifies the asset's ability to augment and sustain a reinforced response within a region. An asset that can be utilized as a local, state, regional, or national capability, but is not physically deployable (i.e., fusion centers). Examples of shareable resources include items that allow information sharing but may not physically deployable, such as a license plate reader (LPR).

D.1 Does this project fund resources that are deployable or shareable?*

Yes

No

D.1.a Please select from the dropdown if the project funds resources that are deployable or shareable.:

Deployable Resource ▼

List the deployable/shareable resource.

D.1.b Item Name:

HSRT

D.1.c Are there any special conditions/requirements on sharing the deployable/shareable resource(s)?:

Yes

No

Example: Specific requirements of equipment, operator, etc.

D.1.c.1 Please explain the special conditions/requirements on sharing the deployable/shareable resource.:

Provide details of what another agency needs to do to access the asset or product listed in D.1.b

403 character(s) left

D. DEPLOYABLE/SHAREABLE RESOURCES

D. Deployable/Shareable Resources

■ If a regional asset:

Deployable Resource: Identifies the availability and utility of an asset to multiple jurisdictions, regions, and the Nation; provides information on mobility of assets in an area. An asset that is physically mobile and can be used anywhere in the United States and territories via Emergency Management Assistance Compacts or other mutual aid/assistance agreements. Examples of deployable resources include a communications vehicle, generator, CERT Team, HSRT Team, etc. Additionally, a mobile radio or repeater may also be a deployable resource if the radio is to be installed in a patrol car.

Shareable Resource: Provides information on the utility of a non-deployable shared asset in a region; identifies the asset's ability to augment and sustain a reinforced response within a region. An asset that can be utilized as a local, state, regional, or national capability, but is not physically deployable (i.e., fusion centers). Examples of shareable resources include items that allow information sharing but may not physically deployable, such as a license plate reader (LPR).

D.1 Does this project fund resources that are deployable or shareable?*

Yes

No

D.1.a Does this project fund resources that are a regional asset?:

Yes

No

Projects must support a deployable/shareable resource or be a regional asset to be eligible for funding.

D.1.b. Please explain how the requested project is a regional asset.:

Describe how the project benefits the region overall

448 character(s) left

D. DEPLOYABLE/SHAREABLE RESOURCES

- If you select “YES” to D.I. - that the project supports a resource that is deployable/shareable

USING THE LINK PROVIDED FOR THE FEMA RESOURCE TYPING LIBRARY TOOL:

- D.I.d – Is the deployable resource NIMS Kind & Typed? [YES/NO]
 - If you select Yes:
 - D.I.d.1 – Provide the name of the resource listed in the NIMS K&T Library
 - D.I.d.2 – Provide the NIMS K&T ID number listed for the resource in the NIMS K&T Library
 - Ex: Mobile Communications Center (Mobile EOC); 2-508-1053
- Kind & Type Information
 - NIMS Kind and Type name/ID number found on the following website:
<https://rtlt.preptoolkit.fema.gov/Public>

D. DEPLOYABLE RESOURCES



Resource Typing Library Tool

[Home](#)[Browse](#)[Links & Tools](#)[About](#)[Help](#)

Welcome to the Resource Typing Library Tool (RTLT), an online catalogue of national resource typing definitions, position qualifications and Position Task Books (PTBs) provided by the Federal Emergency Management Agency (FEMA) National Integration Center (NIC).

[Search](#)[Browse](#)[Links & Tools](#)[About](#)[Help](#)

NIMS KIND AND TYPING

Mobile Communications Center (Also referred to as "Mobile EOC")

ID: 2-508-1053

Status: Published

Updated: 11/19/2019 11:23:41 AM

Released: 07/12/2005

Resource Category: Incident Management

Core Capabilities

Primary: Operational Communications

Secondary: Public and Private Services and Resources

Supporting:

DESCRIPTION	
RESOURCE CATEGORY	Incident Management
RESOURCE KIND	Vehicle
OVERALL FUNCTION	
COMPOSITION AND ORDERING SPECIFICATIONS	

Each type of resource builds on the qualifications of the type below it. For example, Type 1 qualifications include the qualifications in Type 2, plus an increase in capability. Type 1 is the highest qualification level.

COMPONENT	TYPE 1	TYPE 2	TYPE 3	TYPE 4	NOTES
VEHICLE CHASSIS	48'-53' custom trailer, bus chassis, conventional cab/van chassis, or diesel motorhome chassis with or without slide-out room	35'-40' motorhome chassis with or without slide-out room	25'35' Gas or diesel motorhome chassis, or custom trailer (trailer does not require additional tow vehicle)	Converted SUV or Travel Trailer, or 25'-40' custom built trailer (trailer does not require additional tow vehicle)	Not Specified
EQUIPMENT INTERIOR	6-10 workstations, with private meeting area for Command personnel	4-6 workstations, with private meeting area for Command personnel	2-4 workstations	1-2 workstations	Not Specified
EQUIPMENT RADIO FREQUENCY TRANSCEIVERS	RF Communications with adjoining agencies, State agencies through mutual aid transceiver and any other frequencies	RF Communications with adjoining agencies, State agencies through mutual aid transceiver and any other frequencies	RF Communications with adjoining agencies, State agencies through mutual aid transceiver	RF Communications within jurisdiction and with adjoining agencies	Not Specified

E. AUDIT CERTIFICATION

- Utilizing your agency's most recent audit or financial statement, please complete all required fields in the "Audit Details" section
 - If your agency does not have an audit, complete this section utilizing your most recent annual financial statement and attach the statement in lieu of the audit
 - *Note – If your audit covered a period that ended more than three years ago, please provide the most recent financial statement for your agency's last fiscal year, as well as a copy of the audit
- All attachments will be uploaded in the "Named Attachment" form on the application

E. AUDIT CERTIFICATION

- Using your most recent audit, annual financial statement, and/or SEFA, complete the “Audit Certification” section indicating whether the \$1,000,000 threshold for federal audits was met per Part 2 CFR 200.501
 - The \$1,000,000 federal expenditure threshold is met when an agency has **expended** \$1,000,000 or more in federal funds during their last fiscal year. This information can be found on the agency’s most recent audit, annual financial statements, and/or SEFA. (The total amount of federal funds expended is derived from **all federal sources**, not just Department of Homeland Security funds)

E. AUDIT CERTIFICATION

E. Audit Details

E.1 Has the Applicant Agency exceeded the federal expenditure threshold of \$1,000,000 in federal funds during agency's last fiscal year*:

Yes

No

If the applicant agency exceeded the federal expenditure threshold in their last fiscal year, they must have their Single Audit or Program Specific Audit completed and submitted to the DPS/OHS within nine (9) months after the end of the audited fiscal year.

E.2 Date last audit/financial statement completed.*:

12/31/2024

If an agency has never had an audit, please enter the date of their last annual financial statement.

E.3 By checking this box the applicant agency understands they are required to upload a copy of the agency's most recent completed audit (or annual financial statement) in the Named Attachments section of this application*:



F. RISK ASSESSMENT

F. Risk Assessment

- The “Risk Assessment” Component is to gather information the awarding agency (DPS/OHS or RPC/COG) will use to conduct a risk assessment, of your agency, as required by 2 CFR 200.332 (b)
- Depending on the responses to these questions, the awarding agency may contact you for additional information

F.1 Does the applicant agency have new personnel that will be working on this award?*

New personnel is defined as working with this award type less than 12 months.

F.1.a If you answered yes to Question F.1, please list the name(s) of new personnel and their title(s):


List names and titles of new personnel 

212 character(s) left

F.2 Does the applicant agency have a new fiscal or time accounting system that will be used on this award?*

New fiscal or time accounting system is defined as a system being utilized less than 12 months within the applicant agency.

F.2.a Please describe the new fiscal or time accounting system that will be used on this award.:


Detail the type of accounting system 

214 character(s) left

F.3 Does the applicant agency receive any direct Federal awards?*

Direct grants are grants that you apply directly to the federal government for and there is no intermediary agency such as OHS.

F.3.a Please list the direct Federal awards the agency receives.:

List all direct Federal awards your agency receives; this can also be attached at a document 

407 character(s) left

F.4 Did the applicant agency receive any Federal monitoring on a direct federal award in their last fiscal year?*

F.4.a Please list the direct awards that were monitored and indicate if there were any findings or recommendations.:

List the direct Federal awards that were monitored and indicate what the findings/recommendations were; this can also be attached as a document 

357 character(s) left

G. NIMS COMPLIANCE

- Select yes or no to the fourteen questions in the “National Incident Management System (NIMS)” section

- If your agency is a Regional Planning Commission (RPC) or Council of Government (COG) and questions G.1-G.14 do not apply to your organization, select N/A

G. National Incident Management System (NIMS)

Please select Yes/No to questions G.1-G.14. If you answer no to any of these questions, explain planned activities during the grant period to strive towards being NIMS compliant in G.15.

If your agency is a Regional Planning Commission (RPC) or Council of Government (COG) and questions G.1-G.14 do not apply, select N/A.

G.1 Has the jurisdiction formally adopted the National Incident Management System (NIMS) throughout the jurisdiction or organization to prevent, protect against, mitigate, respond to, and recover from incidents?*

Yes ▾

G.2 Has the jurisdiction ensured training for the incident personnel incorporates NIMS training that is pertinent to each individuals incident responsibilities in alignment with the NIMS training program?*

Yes ▾

G.3 Does the jurisdiction develop, maintain, and implement mutual aid agreements (to include agreements with the private sector and nongovernmental organizations)?*

Yes ▾

G.4 Does the jurisdiction apply ICS as the standard approach to the on-scene command, control, and coordination of incidents?*

Yes ▾

G.6 Does the jurisdiction identify and inventory deployable incident resources consistently with national NIMS resource typing definitions and job titles/position qualifications, available through the Resource Typing Library Tool?*

Yes ▾

G.7 Has your agency designated a point of contact to serve as the principal coordinator for the implementation of NIMS?*

Yes ▾

G.8 Has your agency adopted NIMS terminology for the qualification, certification, and credentialing of incident personnel?*

Yes ▾

G.9 Does your agency use the NIMS Resource Management Process during incidents? (Identify requirements, order and acquire, mobilize, track and report, demobilize, reimburse and restock)?*

Yes ▾

G.10 Does your agency implement JIS for the dissemination of incident information to the public, incident personnel, traditional and social media, and other stakeholders?*

Yes ▾

G.11 Does your agency use MAC Groups/Policy Groups during incidents to enable decision making among elected and appointed officials and support resource prioritization and allocation?*

Yes ▾

G.12 Does your agency organize and manage EOC's and EOC teams consistent with pertinent NIMS guidance?*

Yes ▾

G.13 Does your agency apply plain language and clear text communications standards?*

Yes ▾

G.14 Does your agency develop, maintain, and implement procedures for data collection, analysis, and dissemination to meet organizational needs for situational awareness?*

Yes ▾

G. NIMS COMPLIANCE

- If you answer no to any questions G.1-G.14, please explain planned activities during the grant period to strive towards NIMS compliance in G.15

If answered **No** to any questions G.1-G.14, please explain planned activities during grant period to strive towards being NIMS compliant.

G.15 Planned Activities:

Describe planned activities moving towards NIMS compliance

442 character(s) left

F. CERTIFIED ASSURANCES

The “Certified Assurances” section MUST be completed with the agency’s correct Authorized Official to be considered eligible for funding

****If the Authorized Official has a different title, than those listed above, official documentation naming that position as the Authorized Official for your agency MUST be included in the application attachments or your application will not be considered for funding****

If you are unsure who your Authorized Official should be for your agency, please contact the Missouri Office of Homeland Security at 573-522-6125

Applications can be saved without the Authorized Official’s information while they review, but MUST be completed before form can be marked complete and submitted

If the incorrect Authorized Official is listed in H.2/H.3 of the application, the application will be deemed ineligible for funding

F. CERTIFIED ASSURANCES

H. Certified Assurances

To the best of my knowledge and belief, all data in this application is true and correct, the document has been duly authorized by the governing body of the applicant, and the applicant attests to and/or will comply with the following Certified Assurances if the assistance is awarded:

SHSP Certified Assurances

H.1 By checking this box, I have read and agree to the terms and conditions of this grant*: ☒



In order to be considered eligible for funding, the correct Authorized Official must be designated and have knowledge of the certified assurances associated with this funding opportunity.

If the incorrect Authorized Official is listed in H.2 and H.3 of the application, the application will be deemed ineligible for funding.

The Authorized Official is the individual who has the authority to legally bind the applicant into a contract and is generally the applicant's elected or appointed chief executive. For example:

- If the applicant agency is a city, the Mayor or City Administrator shall be the Authorized Official
- If the applicant agency is a county, the Presiding County Commissioner or County Executive shall be the Authorized Official
- If the applicant agency is a State Department, the Director shall be the Authorized Official
- If the applicant agency is a college/university, the President shall be the Authorized Official
- If the applicant agency is a nonprofit, the Board Chair/President shall be the Authorized Official
- If the applicant agency is an Regional Planning Commission (RPC) or Council of Government (COG), the Executive Director shall be the Authorized Official
- If the applicant agency is a special district, such as Fire Protection District or Ambulance District, the Board Chair/President shall be the Authorized Official
- If the applicant agency is a school district, the Superintendent or School Board President shall be the Authorized Official

If a designee is being utilized to authorize the application, the Missouri Department of Public Safety (DPS) reserves the right to request documentation that indicates the designee has the authority to legally bind the applicant into a contract in lieu of the Authorized Official at the time of application submission.

****If the Authorized Official has a different title, than those listed above, official documentation naming that position as the Authorized Official for your agency must be included in the application attachments or your application will not be considered for funding****



The above list is not an all-inclusive list. If your agency does not fall into the above listed categories, or if you are unsure of who the Authorized Official is for your agency, please contact the Missouri Department of Public Safety (DPS)/Office of Homeland Security (OHS) at (573) 522-6125.

H.2 Authorized Official Name*:

CORRECT Authorized Official Name

H.3 Title of Authorized Official*:

CORRECT Authorized Official Title

H.4 Name of person completing this application*:

Name of person completing the application

H.5 Title of person completing this application*:

Title of person completing the application

H.6 By checking this box, I certify I have read and understand that the correct Authorized Official MUST be designated on this form in question H.2 and H.3 in order to be eligible for funding*: ☒



H.7 Date*:

05/01/2024

INTEROPERABLE COMMUNICATIONS

- Review the [Radio Interoperability Guidelines](#) to complete this form
 - It is highly recommended that your agency reach out to the Missouri Interoperability Center (MIC) to review your project for compliance with the Radio Interoperable Guidelines prior to submission of the application. The MIC can be reached via phone at (573) 522-1714 or email at moswin.sysadmin@dps.mo.gov.
- I. Are you applying for interoperable communications equipment? [YES/NO]
 - If YES:
 - 2. Does your agency currently utilize the Missouri Statewide Interoperability Network (MOSWIN) for interoperability ONLY (i.e., mutual aid/statewide communications only, not day-to-day operations)? [YES/NO]
 - If YES:
 - 3. Does your agency have long term plans to fully integrate communications to the MOSWIN?
 - If NO:
 - 2.a. Describe your agency's internal use of the MOSWIN
 - 3. Does your agency have long term plans to fully integrate communications to the MOSWIN?

INTEROPERABLE COMMUNICATIONS

■ If YES:

Radio Interoperability

Save Form

Refer to the [Radio Interoperability Guidelines](#) for Interoperable Communications Equipment Requirements that MUST be met in order to be eligible for funding. It is highly recommended that your agency reach out to the Missouri Interoperability Center (MIC) to review your project for compliance with the Radio Interoperable Guidelines prior to submission of the application. The MIC can be reached via phone at (573) 522-1714 or email at moswin.sysadmin@dps.mo.gov.

1. Are you applying for interoperable communications equipment?*

Yes No

2. Does your agency currently utilize the Missouri Statewide Interoperability Network (MOSWIN) for interoperability ONLY (i.e., mutual aid/statewide communications only, not day-to-day operations)?

Yes No

3. Does your agency have long term plans to fully integrate communications to the MOSWIN?

Describe whether your agency has plans to integrate to the MOSWIN

185 character(s) left

■ If NO:

1. Are you applying for interoperable communications equipment?*

Yes No

2. Does your agency currently utilize the Missouri Statewide Interoperability Network (MOSWIN) for interoperability ONLY (i.e., mutual aid/statewide communications only, not day-to-day operations)?

Yes No

2.a If no, describe your agency's internal use of the MOSWIN.:

Detail how your agency uses MOSWIN

216 character(s) left

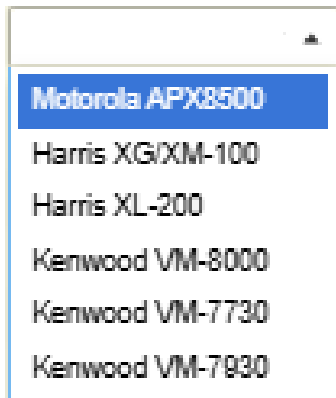
3. Does your agency have long term plans to fully integrate communications to the MOSWIN? :

Describe whether your agency has plans to integrate to the MOSWIN

185 character(s) left

INTEROPERABLE COMMUNICATIONS

- 4. Are you applying for a mobile radio(s) (vehicle dash mounted, remote mount, or base station)? [YES/NO]
 - If YES:
 - 4.a Will the mobile radio be installed in a vehicle? [YES/NO]
 - If YES:
 - 4.a.1 Is the vehicle the mobile radio will be installed in agency owned? [YES/NO]
 - MOBILE RADIOS PURCHASED WITH SHSP FUNDING **MUST** BE INSTALLED IN AGENCY OWNED VEHICLES (no personal vehicles are allowed)
 - 4.b Please provide the agency's current ratio of MOSWIN mobile radios to response vehicles
 - 4.c Eligible mobile radios are listed in the dropdown menu. Select the model you are applying for:



A screenshot of a web form's dropdown menu. The menu is open, showing a list of mobile radio models. The first option, 'Motorola APX8500', is highlighted with a blue background. Below it are 'Harris XG/XM-100', 'Harris XL-200', 'Kenwood VM-8000', 'Kenwood VM-7730', and 'Kenwood VM-7930'. The dropdown is contained within a light gray box with a thin border.

Motorola APX8500
Harris XG/XM-100
Harris XL-200
Kenwood VM-8000
Kenwood VM-7730
Kenwood VM-7930

INTEROPERABLE COMMUNICATIONS

4. Are you applying for a mobile radio(s) (vehicle dash mounted, remote mount or base station)?:

Yes

No

4.a Will the mobile radio be installed in a vehicle?:

Yes

No

4.a.1 Is the vehicle the mobile radio will be installed in agency owned?:

Yes

No

Mobile radios purchased with SHSP funds CANNOT be installed in personal vehicles.

4.b Please provide the agency's current ratio of MOSWIN mobile radios to response vehicles.:

Provide the number of MOSWIN mobile radios installed in response vehicles and the number of overall response vehicles [include vehicles that do not have MOSWIN mobile radios]

76 character(s) left

For Example: Agency has 10 response vehicles and 6 mobile radios for the vehicles.

4.c Eligible mobile radios are listed in the dropdown menu. Please select the model you are applying for:

Motorola APX8500

INTEROPERABLE COMMUNICATIONS

■ 5. Are you applying for a portable radio(s) (handheld)? [YES/NO]

■ If YES:

■ 5.a Please provide the agency's current ratio of MOSWIN portable radios to personnel

■ 5.b Eligible portable radios are listed in the dropdown menu.
Please select the model you are applying for:

Motorola APX8000

Motorola APX NEXT

Kenwood VP-8000

BK Tech BKR9000

Harris XL-200

Tait TP-9800

■ 5.c As required by the Radio Interoperability Guidelines, portable radios must be paired with an existing agency-owned and installed MOSWIN mobile radio via public safety grade in-car repeater. Do you currently have a public safety grade in-car repeater? [YES/NO]

■ If YES:

■ 5.c.I Provide the model and manufacturer of the mobile radio

■ If NO:

■ 5.c.I Is this application also requesting a MOSWIN mobile radio to pair with the portable radio(s) being requested? [YES/NO]

■ If **no** - The application is not eligible for funding

INTEROPERABLE COMMUNICATIONS

■ If you have MOSWIN portable radio(s) currently:

5. Are you applying for a portable radio(s) (handheld)?: ☒ Yes ☐ No

5.a Please provide the agency's current ratio of MOSWIN portable radios to personnel.:
55 character(s) left
For Example: Agency has 10 first responders and 6 portable radios.

5.b Eligible portable radios are listed in the dropdown menu. Please select the model you are applying for:

5.c As required by the MO DPS Radio Interoperability Guidelines, portable radios must be paired with an existing agency-owned and installed MOSWIN mobile radio via a public safety grade in-car repeater. Do you currently have a MOSWIN mobile radio to pair with portable radio(s) being requested?: ☒ Yes ☐ No

5.c.1 If yes, please provide the model and manufacturer of the mobile radio.:
484 character(s) left

■ If you do not have MOSWIN portable radio(s) currently:

5.a Please provide the agency's current ratio of MOSWIN portable radios to personnel.:
55 character(s) left
For Example: Agency has 10 first responders and 6 portable radios.

5.b Eligible portable radios are listed in the dropdown menu. Please select the model you are applying for:

5.c As required by the MO DPS Radio Interoperability Guidelines, portable radios must be paired with an existing agency-owned and installed MOSWIN mobile radio via a public safety grade in-car repeater. Do you currently have a MOSWIN mobile radio to pair with portable radio(s) being requested?: ☐ Yes ☒ No

5.c.1 Is this application also requesting a MOSWIN mobile radio to pair with the portable radio(s) being requested?: ☐ Yes ☒ No

INTEROPERABLE COMMUNICATIONS

- 5.d Portable radios must be paired with an existing agency-owned and installed MOSWIN mobile radio via a public safety grade in-car repeater. Do you currently have a public safety grade in-car repeater to pair with the portable radio(s) being requested? [YES/NO]
 - If YES:
 - 5.d.I Provide the model and manufacturer of the in-car repeater
 - If NO:
 - 5.d.I Are you applying for a public safety grade in-car repeater or in the process of acquiring one through other funding sources? [YES/NO]
 - If YES:
 - 5.d.I(a) Please provide the agency's current ratio of in-car repeaters to response vehicles
 - 5.d.I(b) If yes, please provide the funding source, manufacturer, and model you are in process of acquiring
 - **If NO, THE APPLICATION IS NOT ELIGIBLE FOR FUNDING**
- 6. – Does the vendor quote for the requested radio(s) include the encryption requirements as listed on the Radio Interoperability Guidelines? [YES/NO]
- 7. – Check the box stating that your agency understands the requirement to upload a quote for the requested interoperable communications equipment in the Named Attachments
 - **IF THE QUOTE IS NOT ATTACHED AT TIME OF SUBMISSION, THE APPLICATION WILL NOT BE ELIGIBLE FOR FUNDING**

INTEROPERABLE COMMUNICATIONS

■ If yes:

5.d As required by the MO DPS Radio Interoperability Guidelines, portable radios must be paired with an existing agency-owned and installed MOSWIN mobile radio via a public safety grade in-car repeater. Do you currently have a public safety grade in-car repeater? :

Yes

No

5.d.1 If yes, please provide the model and manufacturer of the in-car repeater.:

Enter the model number and manufacturer of the in-car repeater
Ex: Pyramid SVR-200V

416 character(s) left

6. Does the vendor quote for the requested radios include the encryption requirements as listed on the Radio Interoperability Guidelines?:

Yes

No

7. By checking this box, the applicant agency understands they are required to upload a quote for the requested interoperable communications equipment in the Named Attachments Component of the application.:



■ If no:

5.d As required by the MO DPS Radio Interoperability Guidelines, portable radios must be paired with an existing agency-owned and installed MOSWIN mobile radio via a public safety grade in-car repeater. Do you currently have a public safety grade in-car repeater? :

Yes

No

5.d.1 Are you applying for a public safety grade in-car repeater or in the process of acquiring one through other funding sources?:

Yes

No

5.d.1(a) Please provide the agency's current ratio of in-car repeaters to response vehicles.:

Provide the number of in-car repeaters installed in response vehicles and the number of overall response vehicles [include vehicles that do not have in-car repeaters]

84 character(s) left

For Example: Agency has 10 vehicles and 6 in-car repeaters.

5.d.1(b) If yes, please provide the funding source, manufacturer, and model you are in process of acquiring.:

List the manufacturer, model number of the repeater, and the funding source that will be purchasing it

398 character(s) left

6. Does the vendor quote for the requested radios include the encryption requirements as listed on the Radio Interoperability Guidelines?:

Yes

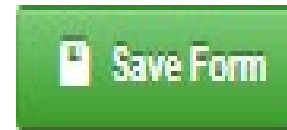
No

7. By checking this box, the applicant agency understands they are required to upload a quote for the requested interoperable communications equipment in the Named Attachments Component of the application.:



BUDGET FORM

- Select the Budget Component – opens to the budget worksheet
 - When it opens to the budget worksheet, you will need to select “Save Form”, before anything else can be completed



- Enter each budget line by selecting “Add Row” and completing all required information, then “Save Row” and “Add Row” if additional budget lines are needed
 - Personnel [salary]
 - Benefits
 - Travel
 - Equipment
 - Supplies/Operations
 - Contractual

BUDGET FORM

Equipment - Multi-List

✓ Mark as Complete

+ Add Row

To include equipment in your budget, select "Add Row". If the project includes more than one equipment item, repeat this step for each item. Equipment items are defined as tangible property having an acquisition cost of \$5,000 or more, and a useful life of more than one year.

All equipment purchased has to be an allowable item on the **Authorized Equipment List (AEL)**.

Equipment quotes may be uploaded in Named Attachment component of the application.

Line Item Name	AEL #	Qty	Unit Cost	Total Cost	Discipline	Function	Allowable Activity
----------------	-------	-----	-----------	------------	------------	----------	--------------------

No Data for Table

Last Edited By: TEST TEST - Aug 3, 2025 5:26 PM

+ Add Row

Equipment

Save Row

To include equipment in your budget, select "Add Row". If the project includes more than one equipment item, repeat this step for each item. Equipment items are defined as tangible property having an acquisition cost of \$5,000 or more, and a useful life of more than one year.

All equipment purchased has to be an allowable item on the **Authorized Equipment List (AEL)**.

Equipment quotes may be uploaded in Named Attachment component of the application.

Line Item Name*:

List the name of the equipment that is requested.

AEL #:

List the AEL number for the item from the AEL link in the instructions.

Qty*:

Unit Cost:

Total Cost*:

Enter the amount requested for equipment travel budget line.

Discipline*:

Select primary discipline benefiting from equipment.

Function*:

Select the **EQUIPMENT** function area for this budget line.

Allowable Activity*:


Select one primary activity the budget line is benefiting.

Save Row


Either of these work

BUDGET FORM

- Provide required justification for all budget lines by selecting “Edit Form” at the right of the Narrative Justification section you are working on
- Justification for all sections will open and can be completed at one time; scroll to the one(s) you need
- Select “Save Form” when finished; you can also select “Save Multi-List” which will save all updates made under each budget section

 Narrative Justification - Equipment

✓ Mark as Complete


 Edit Form

Detailed narrative justification is required for all budget line(s). This justification should fully explain the need for acquisition. To provide the required justification for a budget line item(s), select "Edit Form".

Provide separate justifications for each line item being requested. Address why the requested item is necessary for the success of the proposed project. Indicate who will use the item, how the item will be used and where the item will be housed. Also provide a cost basis for the amount requested. For example: (3 mobile radios @ \$5,500.00 each). Please Note: Per the Missouri Department of Public Safety Radio Interoperability Guidelines, a quote is required for all radio interoperability equipment.

10000 Character Limit

Last Edited By: TEST TEST - Aug 3, 2025 5:26 PM

 Edit Form



BUDGET FORM

- The instructions for each budget section provides a description of what information should be included in the budget narrative justifications

Narrative Justification - Equipment Save Form

Detailed narrative justification is required for all budget line(s). This justification should fully explain the need for acquisition. To provide the required justification for a budget line item(s), select "Edit Form".

Provide separate justifications for each line item being requested. Address why the requested item is necessary for the success of the proposed project. Indicate who will use the item, how the item will be used and where the item will be housed. Also provide a cost basis for the amount requested. For example: (3 mobile radios @ \$5,500.00 each). Please Note: Per the Missouri Department of Public Safety Radio Interoperability Guidelines, a quote is required for all radio interoperability equipment.

JUSTIFY THE ITEMS TO BE PURCHASED – INCLUDE A COST BASIS

Who, what, where, why, how, when (if needed for training, etc.), how much

body p open strong

10000 Character Limit

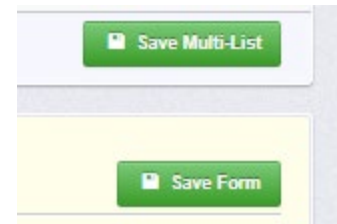
Paragraphs: 2, Words: 24, Characters (with HTML): 263

Track your character limit!

- **DO NOT** put "See attachment" in the narrative justifications! Each section must be completed. If you have information that will not fit in the justification, please enter a summary in the justification and then include the statement "Additional information can be located in the "Named Attachment" section
- When justifications for all sections have been completed, select "Save Form"

BUDGET FORM

- If you run out of character space in the justification section, you can continue the details in another justification section that you will not be using
 - Make sure to mark/direct the continuation accordingly [Ex: Equipment budget continued in Contractual narrative section]
- Once you have completed all of the necessary budget lines and justification sections to your satisfaction, select “Save Form” or “Save Multi-List”



- Then select “Mark as Complete”



BUDGET – PERSONNEL/BENEFITS

■ Personnel

- In the justification provide each employee, what duties they will be required to complete for the project, their salary, and their estimated hours spent on the project as a cost basis

■ Personnel Benefits

- In the justification list each employee, what benefits they receive, the cost of each benefit and how it is determined (e.g.; monthly, or percentage based) and the rate

BUDGET - TRAVEL

- Each travel event should be listed in the justification and include a full cost basis for the amount requested, including:
 - Justification for the travel
 - Number of staff traveling
 - Estimated dates and location
 - What costs are being requested and the estimated rate (i.e., lodging, meals/per diem, conference fees, mileage/airline)

BUDGET – TRAVEL

- Meal per diem rates cannot exceed the rates approved by the Missouri Office of Administration
 - <https://acct.oa.mo.gov/state-employees/travel-portal/meals-per-diem>
- Mileage rates cannot exceed the state rates approved by the Missouri Office of Administration
 - <https://acct.oa.mo.gov/state-employees/travel-portal/mileage>
- Lodging rates cannot exceed the established CONUS rates
 - <https://www.gsa.gov/travel/plan-book/per-diem-rates?gsaredirect=portalcategory>
- Each agency must follow their own travel policy

BUDGET – EQUIPMENT

- Equipment is defined as tangible, personal property (including information technology systems) having a useful life of more than one year and a per-unit acquisition cost of \$5,000.00 or more
- Authorized Equipment List (AEL) Number is required on the budget, link to site provided in instructions

Equipment

To include equipment in your budget, select "Add Row". If the project includes more than one equipment item, repeat this step for each item. Equipment items are defined as tangible property having an acquisition cost of \$5,000 or more, and a useful life of more than one year.

All equipment purchased has to be an allowable item on the [Authorized Equipment List \(AEL\)](#).



Equipment quotes may be uploaded in Named Attachment component of the application.

BUDGET FORM – EQUIPMENT

- Search the site for the correct AEL number
- The section name will correspond to the allowable activity on the budget line

Authorized Equipment List

The Authorized Equipment List (AEL) is a tool for emergency managers, first responders and homeland security professionals. It contains approved equipment types allowed under FEMA's preparedness grant programs.

How to Use the List

You have two options to find the equipment you need:

Browse

Click to open accordions and drill down to the specific equipment.

Browse the List

Advanced Search

Enter keywords, filter by category, or sort.

Advanced Search

What's Included

The Authorized Equipment List consists of 21 equipment categories, further divided into sub-categories and individual equipment items. Note that this list only includes equipment types, not commercially available products.

- [Subscribe to RSS Feed](#)
- [Download the CSV](#)
- [View the Changelog](#)

Browse the Authorized Equipment List

Expand the tree below to select the Authorized Equipment List item of your choosing.

BUDGET FORM – EQUIPMENT

- The justification needs to include a cost basis for the amount requested
 - Please attach a quote or cost basis to the Named Attachments section of the application, if available
 - Highly recommend providing/attaching a quote or detailed cost basis to show how you came to the funding amount requested
- **NOTE: Quotes are REQUIRED for all interoperable communications requests**

BUDGET – SUPPLIES

- The justification should be provided for each supply requested to include:
 - Justification for how the item supports the project
 - Why the amount requested is necessary
 - Cost basis
 - In addition, please attach a quote or cost basis to the Named Attachments section of the application, if available
 - Highly recommend providing/attaching a quote or detailed cost basis to show how you came to the funding amount requested
- For a service that fits the criteria for supplies, the dates covered must be provided (e.g.; annual software license, phone, or internet service)

BUDGET – CONTRACT

- Contracts for Services should include a full justification
 - What will be provided by the contract
 - Estimated dates of service or delivery
 - Why is this contract needed to support the project
 - Cost basis for amount requested
 - In addition, please attach a quote or cost basis to the Named Attachments section of the application, if available
 - Highly recommend providing/attaching a quote or detailed cost basis to show how you came to the funding amount requested

NAMED ATTACHMENTS


All attachments must be included in this section


- Required Attachments
 - Audit/Financial Statement
- Other Supporting Attachments (if applicable)
 - Quotes or Cost Basis
 - Other supporting information (up to 5 attachments)

NAMED ATTACHMENTS

- To add each attachment, select the name of the attachment



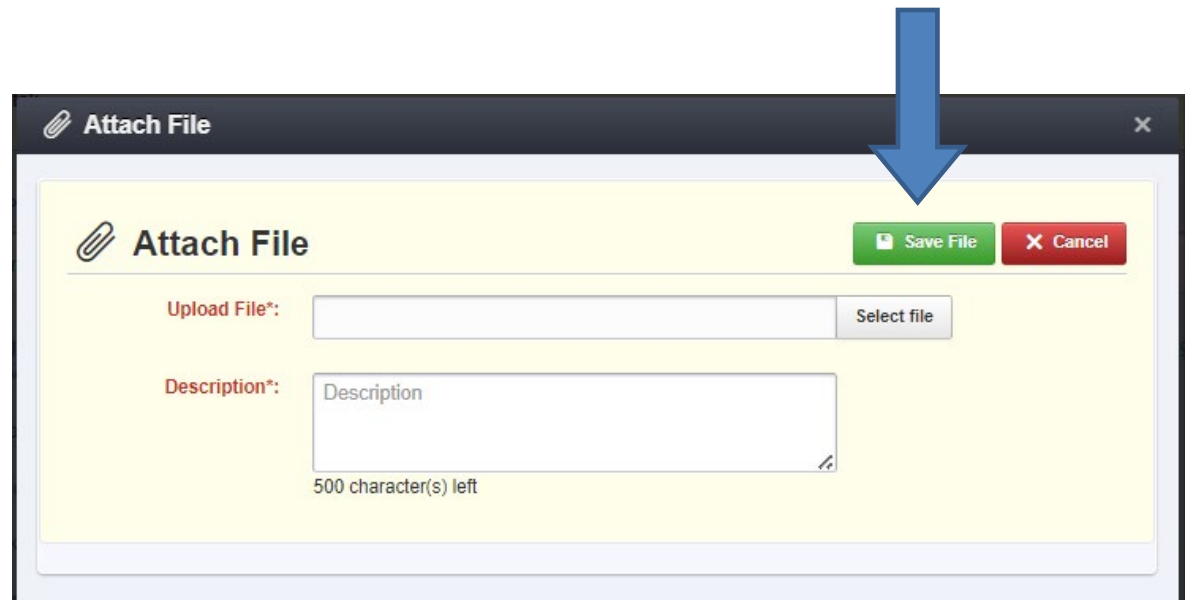
 - Named Attachments ✓ Mark as Complete

Named Attachment	Required	Description	File Name 	Type	Size	Upload Date	Delete?
Audit/Financial Statement (REQUIRED)*	✓						
Quote or Cost Basis							
Other Supporting Information							
Other Supporting Information							
Other Supporting Information							
Other Supporting Information							
Other Supporting Information							

- The applicant agency's most recent audit/financial statement is required and must be uploaded before the form can be marked complete

NAMED ATTACHMENTS

- Browse to select document
- Add a description to identify the document in the application, and select “Save File”



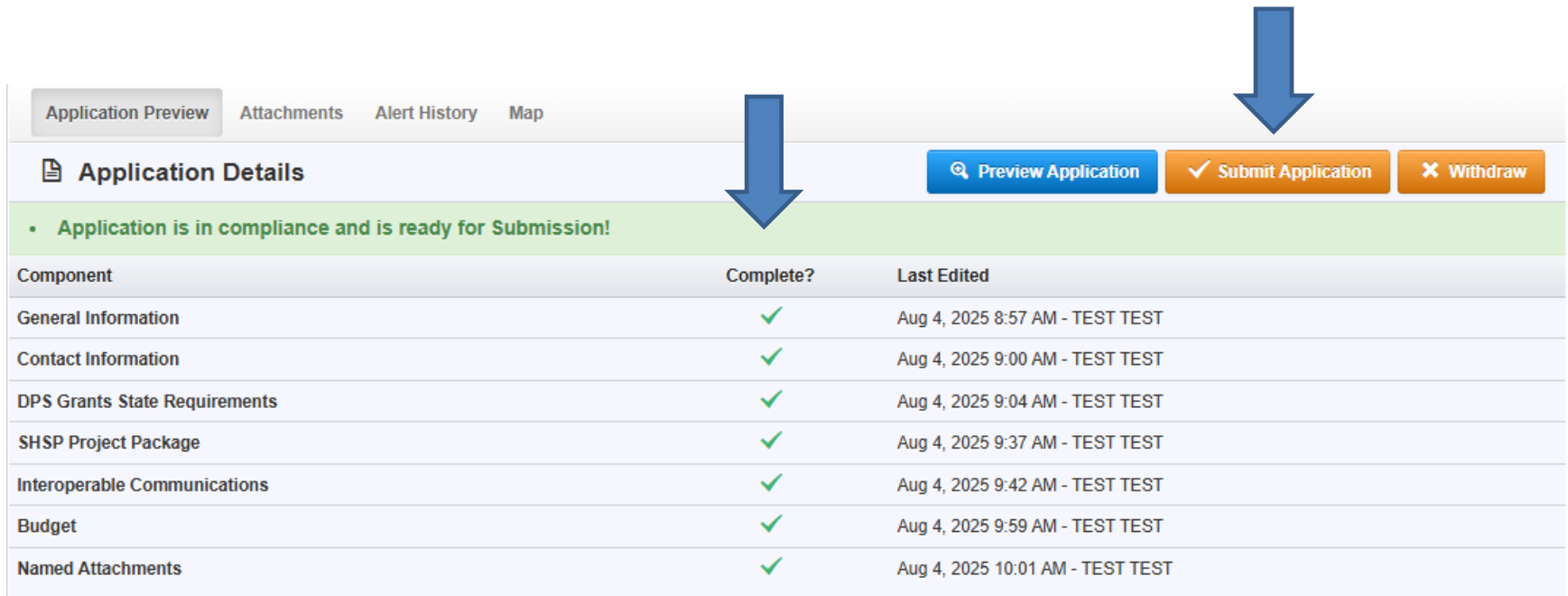
The screenshot shows a dialog box titled "Attach File" with a close button (X) in the top right corner. The dialog has a yellow background and contains the following elements:

- A paperclip icon and the text "Attach File" at the top left.
- A green "Save File" button and a red "Cancel" button at the top right.
- An "Upload File*" label followed by a text input field and a "Select file" button.
- A "Description*" label followed by a text area containing the word "Description".
- A character count "500 character(s) left" at the bottom of the text area.

A large blue arrow points from the top of the dialog box down to the "Save File" button.

SUBMISSION

- All forms **must be** marked complete in order to submit the application
- When everything is complete select “Submit Application”



The screenshot shows the 'Application Details' page. At the top, there are tabs for 'Application Preview', 'Attachments', 'Alert History', and 'Map'. Below the tabs, there is a green banner stating 'Application is in compliance and is ready for Submission!'. To the right of the banner are three buttons: 'Preview Application' (blue), 'Submit Application' (orange with a checkmark), and 'Withdraw' (orange with an X). Below the banner is a table with three columns: 'Component', 'Complete?', and 'Last Edited'. The table lists seven components, all of which are marked as 'Complete' with a green checkmark. A large blue arrow points down from the 'Submit Application' button to the 'Complete?' column, and another large blue arrow points down from the 'Application is in compliance...' banner to the 'Submit Application' button.

Component	Complete?	Last Edited
General Information	✓	Aug 4, 2025 8:57 AM - TEST TEST
Contact Information	✓	Aug 4, 2025 9:00 AM - TEST TEST
DPS Grants State Requirements	✓	Aug 4, 2025 9:04 AM - TEST TEST
SHSP Project Package	✓	Aug 4, 2025 9:37 AM - TEST TEST
Interoperable Communications	✓	Aug 4, 2025 9:42 AM - TEST TEST
Budget	✓	Aug 4, 2025 9:59 AM - TEST TEST
Named Attachments	✓	Aug 4, 2025 10:01 AM - TEST TEST

APPLICATION REVIEW TIMELINE

- SHSP DPS/OHS administrative review:
 - August 25 – September 5, 2025
- SHSP Peer Review/Scoring:
 - September 11 – September 26, 2025
- SHSP RHSOC Funding Determinations:
 - October 2025 Quarterly RHSOC Meetings
- LETPA Funding Determinations:
 - October 2025

ADMINISTRATIVE REVIEW

During the administrative review process the following will be considered:

- **Allowable**

- Authorized Equipment List (AEL)
- Authorized by law or regulation
- Allowable in the Notice of Funding Opportunity

- **Allocable**

- Falls into POETE (Planning/Organization/Equipment/Training/Exercise)
- Code of Federal Regulations (CFRs)
- Within scope of the grant

- **Reasonable**

- Does not exceed what a prudent person would incur in the circumstance

- **Necessary**

- A cost that is required for proper and efficient performance of the grant

APPLICATION PEER REVIEW QUESTIONS

1. Is this a build/enhance or sustainment project?
2. Does the project align to the selected Primary Core Capability?
3. Does the project beneficially impact the Capability Target(s)/Gaps in the State THIRA/SPR?
4. Does the project align to a National Priority?
5. Does the project support a Deployable or Shareable Resource?
6. Does the project support a deployable asset that is NIMS Kind and Typed?
7. Does the project build regional/state collaboration?
8. Does the application provide sufficient justification for all items requested in the application?
9. Does the application provide a cost basis for all items requested in the application?
10. Was all necessary information provided in the application?

APPLICATION ASSISTANCE POINTS OF CONTACT

Should you need assistance with your grant application, please call or email:

- Region A (Rural): Chris Hess, (660) 463-7934, chris@trailsrpc.org
- Region B: Devyn Campbell, (573) 565-2203, dcampbell@marktwaincog.com
- Region C: Kevin Luebke, (636) 456-3473, kluebke@boonslick.org
- Region D: Thomas Cunningham, (417) 836-5281, tcunningham@missouristate.edu
- Region E: Leslie Seabaugh, (573) 547-8357, lseabaugh@semorpc.org
- Region F: David Bock, (573) 657-9779, davidbock@midmorpc.org
- Region G: Melanie Barnett, (417) 256-4226, mbarnett@scocog.org
- Region H: Kathy Hahn, (816) 233-3144, kathy@mo-kan.org
- Region I: Samantha Sherman, (573) 265-2993, ssherman@meramecregion.org

MISSOURI DEPARTMENT OF PUBLIC SAFETY (DPS)/OFFICE OF HOMELAND SECURITY (OHS)

Points of contact for WebGrants system issues:

Kristin Kayser

Grants Specialist

(573) 751-3438

kristin.kayser@dps.mo.gov

Kelsey Saunders

DPS Grants Support Specialist

(573) 522-6125

kelsey.saunders@dps.mo.gov

Chelsey Call

Grants Supervisor

(573) 526-9203

chelsey.call@dps.mo.gov

Joni McCarter

Program Manager

(573) 526-9020

joni.mccarter@dps.mo.gov